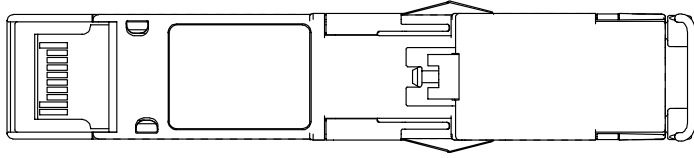
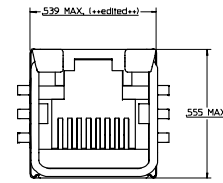
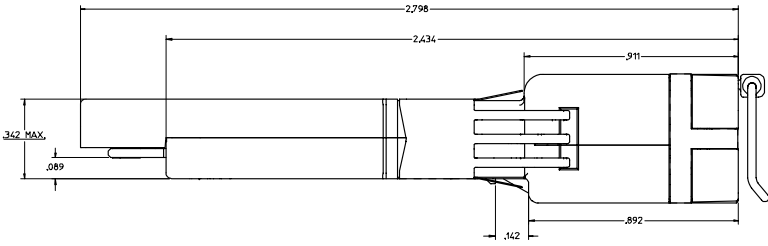
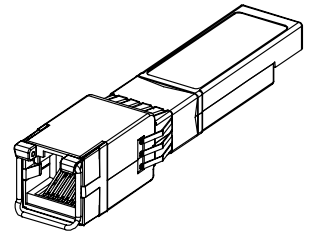
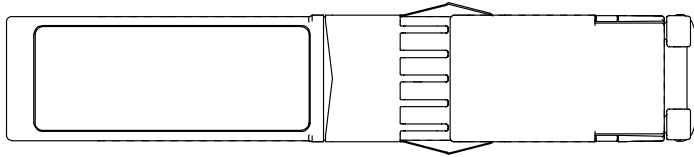


20 19 18 17 16 15 14 13 12 11 74741 9 8 7 6 5 4 3 2 1



FEATURES:

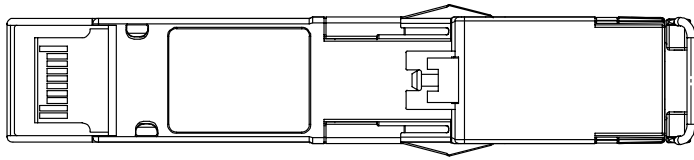
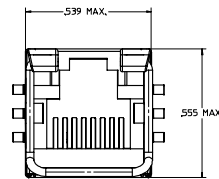
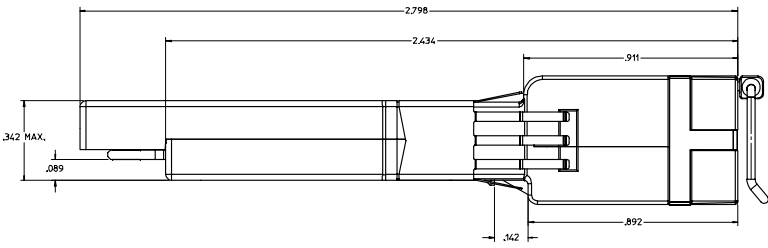
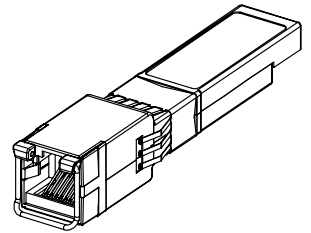
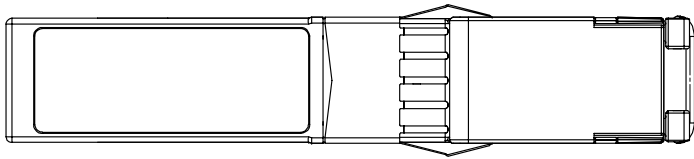
1. MEETS IEEE 802.3z, u. ab.
2. MEETS 1000BASE-T STANDARDS.
3. MATES WITH STANDARD SFP MSA SPECIFICATION COMPONENTS.
4. MATES WITH COMMON 1X4 AND OTHER GANGED SFP CAGES.
5. HOT PLUGGABLE.
6. REQUIRES <1 WATT OF POWER.
7. SERIAL ID.
8. SOFTWARE CONFIGURABLE.
9. 100 METER CAT-5 AT <10 BER.
10. CENTERED RJ-45 MOD JACK. CONFORMS TO 1U RACK.
11. .567 INCH SPACE REQUIRED BETWEEN ADJACENT CAGE ON TOP OR BOTTOM.
12. ROBUST ZINC ALLOY DIE CAST BODY. NICKEL PLATED.
13. EMI GROUNDING GIRDLE PROVIDES 13 CONTACT POINTS AROUND CAGE OPENING.
14. BAIL DE-LATCH SYSTEM. USES LIFT AND PULL ACTION TO REMOVE.

| | |
|-----------|--|
| 747410001 | 1000BASE-T SFP RJ-45 CENTERED, LOS GND |
| 747410002 | 1000BASE-T SFP RJ-45 CENTERED, LOS TOGGLE |

| | | | | | | |
|---|-----------------------------|---|---------------------|---------------------------|------------------------------|---------------------|
| EE NO. US372004-0044 DESIGNED BY CHKD BY APPR. BY DATE 2003/10/13 2003/10/13 2003/10/14 | QUALITY SYMBOLS -0 -0 | GENERAL TOLERANCES (UNLESS SPECIFIED) DIMENSION STYLE INCH ONLY | SCALE 5:1 | DESIGN UNITS INCH | THIRD ANGLE PROJECTION | REVISE ON CAD ONLY |
| | | 4 PLACES ± .005 3 PLACES ± .004 2 PLACES ± .003 1 PLACE ± .002 ANGULAR ± 2° | DRAWN BY KILLOYD | DATE 2003/07/29 | CHECKED BY BRUSSELL | DATE 2003/07/29 |
| DRAFT WHERE APPLICABLE MUST REMAIN WITHIN DIMENSIONS | | APPROVED BY BRUSSELL | DATE 2003/07/29 | MATERIAL NO. SEE CHART | DOCUMENT NO. SD-74741-001 | SHEET NO. 1 OF 1 |
| THIS DRAWING CONTAINS INFORMATION THAT IS PROPRIETARY TO MOLEX INCORPORATED AND SHOULD NOT BE USED WITHOUT WRITTEN PERMISSION | | | | | | |

19 18 17 16 15 14 13 12 11 10 9 8 7 6 5 4 3 2 1

20 19 18 17 16 15 14 13 12 11 74741 9 8 7 6 5 4 3 2 1



FEATURES:

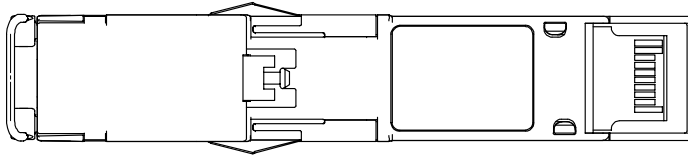
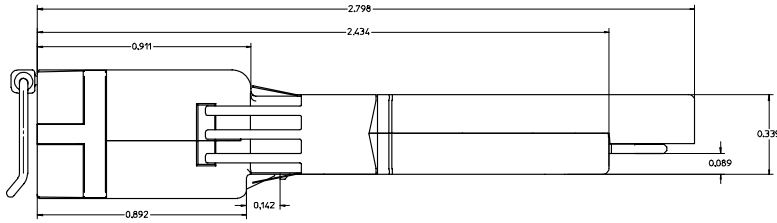
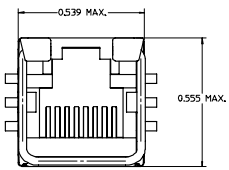
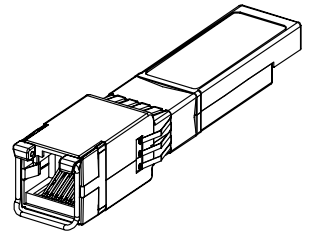
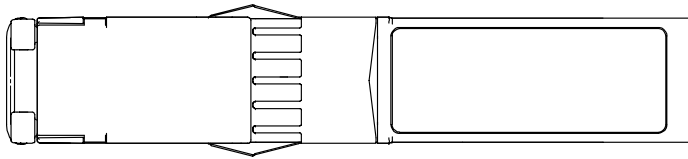
1. MEETS IEEE 802.3z, u. ab.
2. MEETS 1000BASE-T STANDARDS.
3. MATES WITH STANDARD SFP MSA SPECIFICATION COMPONENTS.
4. MATES WITH COMMON 1X4 AND OTHER GANGED SFP CAGES.
5. HOT PLUGGABLE.
6. REQUIRES <1 WATT OF POWER.
7. SERIAL ID.
8. SOFTWARE CONFIGURABLE.
9. 100 METER CAT-5 AT <10 BER.
10. CENTERED RJ-45 MOD JACK. CONFORMS TO 1U RACK.
11. .567 INCH SPACE REQUIRED BETWEEN ADJACENT CAGE ON TOP OR BOTTOM.
12. ROBUST ZINC ALLOY DIE CAST BODY, NICKEL PLATED.
13. EMI GROUNDING GIRDLE PROVIDES 13 CONTACT POINTS AROUND CAGE OPENING.
14. BAIL DE-LATCH SYSTEM, USES LIFT AND PULL ACTION TO REMOVE.

| | |
|-----------|---|
| 747410005 | 1000BASE-T SFP RJ-45 CENTERED. LOS GND,REV B1 PHY |
| 747410006 | 1000BASE-T SFP RJ-45 CENTERED. LOS TOGGLE,REV B1 PHY |

| | | | | |
|---|-----------------------------|---|--|--|
| EC. NO. USV2006-0424 DESIGNED BY: M. BRUSSELL CHECKED BY: M. BRUSSELL APPROVED BY: M. BRUSSELL | QUALITY SYMBOLS -0 -0 | GENERAL TOLERANCES (UNLESS SPECIFIED) DIMENSION STYLE INCH ONLY | SCALE 5:1 DESIGN UNITS INCH | THIRD ANGLE PROJECTION REVISE ON CAD ONLY |
| | | 4 PLACES ± .005 3 PLACES ± .005 2 PLACES ± .005 1 PLACE ± .005 ANGULAR ± .2° | DRAWN BY: KILLOYD DATE: 2006/05/11 CHECKED BY: BRUSSELL DATE: 2006/05/11 APPROVED BY: BRUSSELL DATE: 2005/05/11 | TITLE 1000 BASE-T SFP ADAPTER SALES DRAWING |
| DRAFT WHERE APPLICABLE MUST REMAIN WITHIN DIMENSIONS | | THIS DRAWING CONTAINS INFORMATION THAT IS PROPRIETARY TO MOLEX INCORPORATED AND SHOULD NOT BE USED WITHOUT WRITTEN PERMISSION | | |

19 18 17 16 15 14 13 12 11 10 9 8 7 6 5 4 3 2 1

20 19 18 17 16 15 14 13 12 11 74741 9 8 7 6 5 4 3 2 1



- FEATURES:**
1. MEETS IEEE 802.3z, u, ab.
 2. MEETS 1000BASE-T STANDARDS.
 3. MATES WITH STANDARD SFP MSA SPECIFICATION COMPONENTS.
 4. MATES WITH COMMON 1X4 AND OTHER GANGED SFP CAGES.
 5. HOT PLUGGABLE.
 6. REQUIRES <1 WATT OF POWER.
 7. SERIAL ID.
 8. SOFTWARE CONFIGURABLE.
 9. 100 METER CAT-5 AT <10° BER.
 10. CENTERED RJ-45 MOD JACK, CONFORMS TO 1U RACK.
 11. .567 INCH SPACE REQUIRED BETWEEN ADJACENT CAGE ON TOP OR BOTTOM.
 12. ROBUST ZINC ALLOY DIE CAST BODY, NICKEL PLATED.
 13. EMI GROUNDING GRID PROVIDES 13 CONTACT POINTS AROUND CAGE OPENING.
 14. BAIL DE-LATCH SYSTEM, USES LIFT AND PULL ACTION TO REMOVE.
 15. LEAD FREE, RoHS COMPLIANT.

| PART NUMBER | DESCRIPTION |
|-------------|--|
| 747410021 | 1000BASE-T SFP RJ-45 CENTERED, LOS_GND |
| 747410022 | 1000BASE-T SFP RJ-45 CENTERED, LOS_TOGGLE |

| | | | | |
|--|--------------------------------------|---|--|--|
| EC. NO. US32007.00/2 APPROVED BY: [Signature] CHECKED BY: [Signature] APPROVED DATE: 2006/08/07 CHECKED DATE: 2006/08/15 APPROVER: BRUSSELL | QUALITY SYMBOLS ▽-0 ▽-0 ▽-0 | GENERAL TOLERANCES (UNLESS SPECIFIED) 4 PLACES ± .005 3 PLACES ± .004 2 PLACES ± .003 1 PLACE ± .002 ANGULAR ± .2° | SCALE 5:1 DESIGN UNITS INCH DIMENSION STYLE INCH ONLY | THIRD ANGLE PROJECTION REVISE ON CAD ONLY |
| | | DRAFT WHERE APPLICABLE MUST REMAIN WITHIN DIMENSIONS | DRAWN BY: KILLOYD DATE: 2003/07/29 CHECKED BY: BRUSSELL DATE: 2003/07/29 APPROVED BY: BRUSSELL DATE: 2003/07/29 | TITLE 1000 BASE-T SFP ADAPTER SALES DRAWING |

19 18 17 16 15 14 13 12 11 10 9 8 7 6 5 4 3 2 1