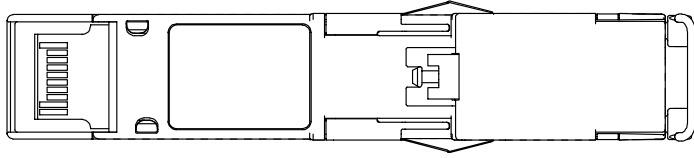
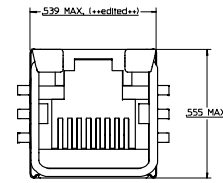
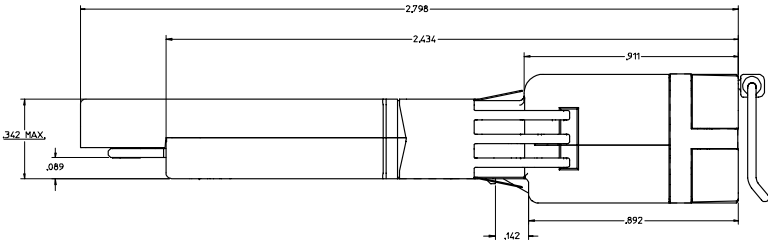
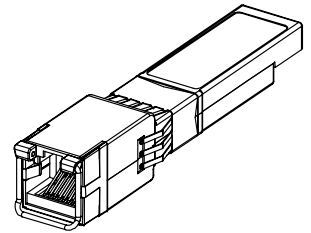
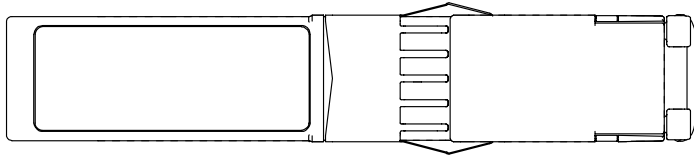


20 19 18 17 16 15 14 13 12 11 74741 9 8 7 6 5 4 3 2 1



FEATURES:

1. MEETS IEEE 802.3z, u. ab.
2. MEETS 1000BASE-T STANDARDS.
3. MATES WITH STANDARD SFP MSA SPECIFICATION COMPONENTS.
4. MATES WITH COMMON 1X4 AND OTHER GANGED SFP CAGES.
5. HOT PLUGGABLE.
6. REQUIRES <1 WATT OF POWER.
7. SERIAL ID.
8. SOFTWARE CONFIGURABLE.
9. 100 METER CAT-5 AT <10 BER.
10. CENTERED RJ-45 MOD JACK. CONFORMS TO 1U RACK.
11. .567 INCH SPACE REQUIRED BETWEEN ADJACENT CAGE ON TOP OR BOTTOM.
12. ROBUST ZINC ALLOY DIE CAST BODY. NICKEL PLATED.
13. EMI GROUNDING GIRDLE PROVIDES 13 CONTACT POINTS AROUND CAGE OPENING.
14. BAIL DE-LATCH SYSTEM. USES LIFT AND PULL ACTION TO REMOVE.

747410001	1000BASE-T SFP RJ-45 CENTERED, LOS GND
747410002	1000BASE-T SFP RJ-45 CENTERED, LOS TOGGLE

EE NO. US372004-0044 DESIGNED BY CHKD BY APPR. BY DATE 2003/07/13 2003/07/13 2003/07/14	QUALITY SYMBOLS -0 -0	GENERAL TOLERANCES (UNLESS SPECIFIED) DIMENSION STYLE INCH ONLY	SCALE 5:1	DESIGN UNITS INCH	THIRD ANGLE PROJECTION	REVISE ON CAD ONLY
		4 PLACES ± .005 3 PLACES ± .004 2 PLACES ± .003 1 PLACE ± .002 ANGULAR ± 2°	DRAWN BY KILLOYD	DATE 2003/07/29	CHECKED BY BRUSSELL	DATE 2003/07/29
DRAFT WHERE APPLICABLE MUST REMAIN WITHIN DIMENSIONS		APPROVED BY BRUSSELL	DATE 2003/07/29	MATERIAL NO. SEE CHART	DOCUMENT NO. SD-74741-001	SHEET NO. 1 OF 1
THIS DRAWING CONTAINS INFORMATION THAT IS PROPRIETARY TO MOLEX INCORPORATED AND SHOULD NOT BE USED WITHOUT WRITTEN PERMISSION						

19 18 17 16 15 14 13 12 11 10 9 8 7 6 5 4 3 2 1