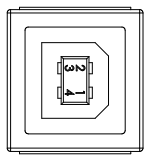
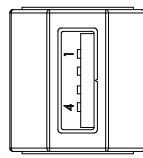
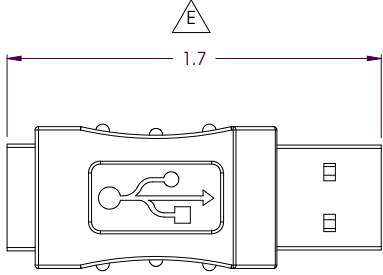


THE INFORMATION CONTAINED IN THIS DRAWING IS THE SOLE PROPERTY OF L-COM, INC. ANY REPRODUCTION IN PART OR WHOLE WITHOUT THE WRITTEN PERMISSION OF L-COM, INC. IS PROHIBITED.

REVISIONS			
REV	DESCRIPTION	DATE	APPROVED
B	REVISED ADDED LOGO (ECN# 1291)	12/20/02	MCCORMICK
C	ECN# 1605 ADDED COMPONENT SPECIFICATION TABLE	01/20/03	MCCORMICK
D	ECN# 1942 REVISED TOLERANCE & MODIFIED COMPONENT SPECIFICATION	12/15/03	MCCORMICK
E	ECN# 2294 REVISED TOLERANCE TO ONE PLACE	01/18/06	MCCORMICK

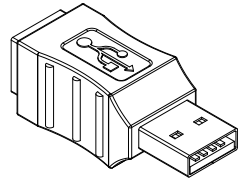

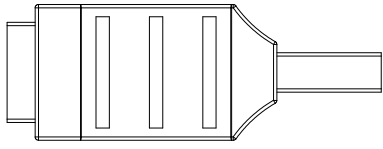


SERIES "B" USB JACK
J1



SERIES "A" USB PLUG
P1

TABLE	
J1	P1
PIN 1	PIN 1
PIN 2	PIN 2
PIN 3	PIN 3
PIN 4	PIN 4
GRD	GRD



Component Specifications	
Material	
Overmold	PVC
Contacts	Brass
Insulator	PBT, UL 94V-0
Finish	
Shell	Nickel Silver
Contacts	Gold over Nickel
Electrical	
Current Rating	3 Amp
Dielectric Strength	1000V AC for one minute
Insulator Resistance	1000Ω min at 500V DC
USB 2.0 Compliant	
CS-155	

UNLESS OTHERWISE SPECIFIED,
DIMENSIONS ARE IN INCHES
TOLERANCES ARE:
X ± 1
XX ± .05
XXX ± .005
CABLE LENGTH TOLERANCE
<300 ± 5% >300 ± 2%

APPROVALS	DATE
DRAWN BY C.MCCORMICK	12/20/2002
CHECKED BY D.PARHAM	12/20/2002
APPROVED BY R.CARRICK	12/20/2002

L-com 45 BEECHWOOD DRIVE
NORTH ANDOVER, MA
01845

CONNECTIVITY PRODUCTS

PRODUCT DESCRIPTION
SERIES "B" JACK TO SERIES "A" PLUG ADAPTOR

DRAWING TITLE
OUTLINE DRAWING

SIZE A	FSCM NO. 43321	DWG. NO. UAD010MF-OD1	REV. E
SCALE: NONE	CAD FILE: UAD010MF-OD1.SLDRW	SHEET 1 OF 1	

CONFIGURATION DETAILS OF UNDIMENSIONED FEATURES MAY VARY