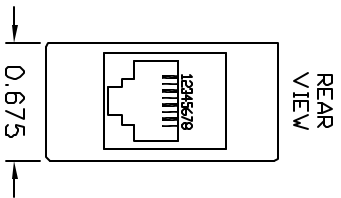
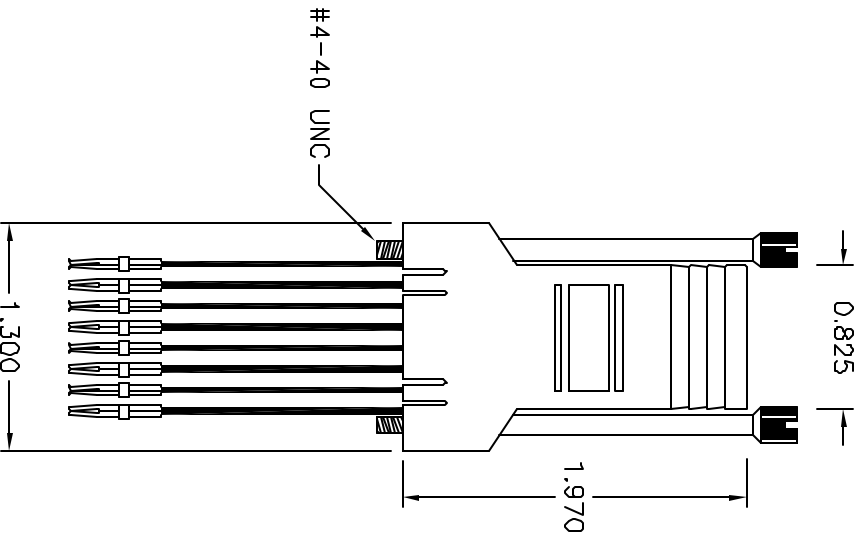


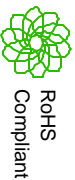
ALL RIGHTS RESERVED. NO PORTION OF THIS PUBLICATION, WHETHER IN WHOLE OR IN PART, CAN BE REPRODUCED WITHOUT THE EXPRESS WRITTEN CONSENT OF SPC TECHNOLOGY.

SPC-F008.DWG

REVISIONS		DOC. NO. SPC-F008	Effective 7/8/02	DCP No 1308				
DCP #	REV	DESCRIPTION	DRAWN	DATE	CHECKD	DATE	APPRVD	DATE
1972	A	RELEASED	JWM	9/10/02	JN	08/24/08	JN	08/24/08



- MODULAR JACK PIN I.D.
- 1 - BLUE
 - 2 - ORANGE
 - 3 - BLACK
 - 4 - RED
 - 5 - GREEN
 - 6 - YELLOW
 - 7 - BROWN
 - 8 - WHITE



- KIT CONSISTS OF:
- 1 - ONE PIECE MODULAR ASSEMBLY WITH COVER
 - 8 - TERMINATED FEMALE CONTACTS ON MULTICOLORED WIRE WITH OPPOSITE ENDS WIRED TO MODULAR JACK
 - 2 - THUMBSCREWS INSTALLED IN COVER
 - 1 - 9 PIN FEMALE CRIMP STYLE D-SUB CONNECTOR

- NOTES:
1. COVER MATERIAL: ABS UL94V-0
 2. MODULAR JACK MATERIAL: ABS UL94V-0
 3. 9 PIN D SUB HOUSING MATERIAL: PBT GLASS FILLED UL94V-0
 4. 9 PIN D SUB SHELL: TIN PLATE STEEL
 5. FEMALE D SUB CONTACTS: PHOSPOR BRONZE SELECTIVE GOLD FLASH OVER NICKEL UNDERPLATE
 6. FOR PIN CONFIGURATION SEE MODULAR JACK PIN I.D.
 7. FOR MATERIALS INCLUDED IN KIT SEE NOTE ON KIT
 8. INNER SHIELD: PHOSPHOR BRONZE WITH NICKEL PLATE

TOLERANCES:

UNLESS OTHERWISE SPECIFIED, DIMENSIONS ARE FOR REFERENCE PURPOSES ONLY.

DISCLAIMER: ALL STATEMENTS AND TECHNICAL INFORMATION CONTAINED HEREIN ARE BASED UPON INFORMATION AND/OR TESTS WE BELIEVE TO BE ACCURATE AND RELIABLE. SINCE CONDITIONS OF USE ARE BEYOND OUR CONTROL, THE USER SHALL DETERMINE THE SUITABILITY OF THE PRODUCT FOR THE INTENDED USE AND ASSUME ALL RISK AND LIABILITY WHATSOEVER IN CONNECTION THEREWITH.

DRAWN BY:	DATE:	DRAWING TITLE:		SCALE:	U.O.M.: INCHES [mm]	SHEET: 1 OF 1
Jeff McVicker	9/10/02	9-Pin Female RS232 Adapter Kit		NTS		
CHECKED BY:	DATE:	SIZE	DWG. NO.	ELECTRONIC FILE		REV
Jason Nash	06/24/08	A	SPC19870	80K5437.dwg		A
APPROVED BY:	DATE:					
Jason Nash	06/24/08					