



ALL RIGHTS RESERVED. NO PORTION OF THIS PUBLICATION, WHETHER IN WHOLE OR IN PART CAN BE REPRODUCED WITHOUT THE EXPRESS WRITTEN CONSENT OF SPC TECHNOLOGY.

SPC-F005.DWG

REVISIONS

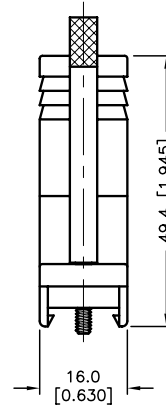
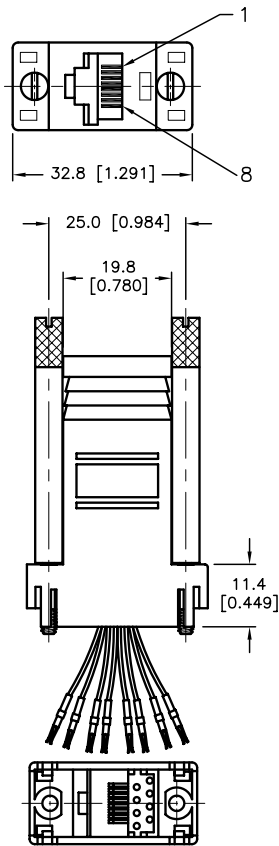
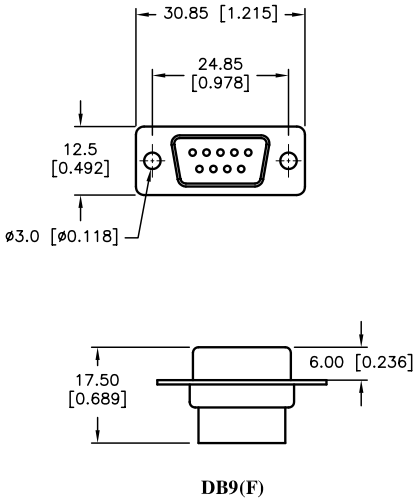
DOC. NO. SPC-F005 * Effective: 7/8/02 * DCP No: 1398

DCP #	REV	DESCRIPTION	DRAWN	DATE	CHECKD	DATE	APPRVD	DATE
1891	A	RELEASED	EO	6/1/06	SA	7/25/06	HO	7/25/06

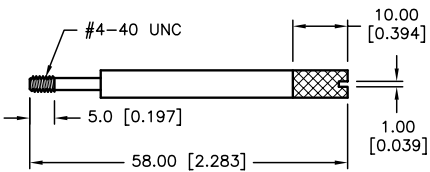
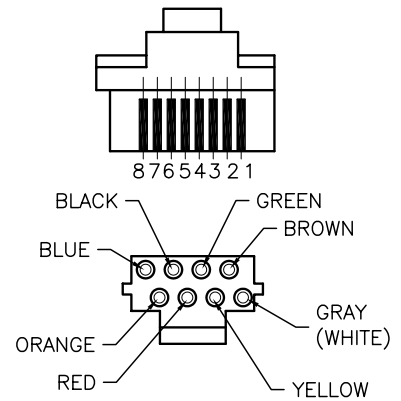


WIRE SYSTEM

1	2	3	4	5	6	7	8
BLUE	ORANGE	BLACK	RED	GREEN	YELLOW	BROWN	GRAY(WHITE)



FRONT VIEW OF 8P8C KEYED TELEPHONE JACK



SPECIFICATIONS:

- D-Sub Connector: Tin-Plated Shell. with Black Color Insulator
- Contact:
 - a. D-Sub: Brass, Gold-Plated
 - b. RJ45: Brass, Gold-Plated
- Body: ABS, Ivory (Beige) color
- Thumb Screw: Steel, Nickel-plated
- Electronic Wire: UL1061, 26 AWG

DISCLAIMER:
ALL STATEMENTS AND TECHNICAL INFORMATION CONTAINED HEREIN ARE BASED UPON INFORMATION AND/OR TESTS WE BELIEVE TO BE ACCURATE AND RELIABLE. SINCE CONDITIONS OF USE ARE BEYOND OUR CONTROL, THE USER SHALL DETERMINE THE SUITABILITY OF THE PRODUCT FOR THE INTENDED USE AND ASSUME ALL RISK AND LIABILITY WHATSOEVER IN CONNECTION THEREWITH.

TOLERANCES:
UNLESS OTHERWISE SPECIFIED,
FRACTIONS, DECIMALS,
ANGLES
X. ±0.50 [0.020]
XX. ±0.30 [0.012]
XXX. ±0.20 [0.008]

DRAWN BY:	DATE:
EKLAS ODISH	6/1/06
CHECKED BY:	DATE:
SAMI ALNADI	7/25/06
APPROVED BY:	DATE:
HISHAM ODISH	7/25/06

DRAWING TITLE: Plastic Telephone Adapter, DB9 F/Keyed RJ45, 8C			
SIZE	DWG. NO.	ELECTRONIC FILE	REV
A	SPC19789	84K8553.DWG	A
SCALE: NTS		U.O.M.: mm [INCHES]	SHEET: 1 OF 1