



ALL RIGHTS RESERVED. NO PORTION OF THIS PUBLICATION, WHETHER IN WHOLE OR IN PART CAN BE REPRODUCED WITHOUT THE EXPRESS WRITTEN CONSENT OF SPC TECHNOLOGY.

SPC-F005.DWG

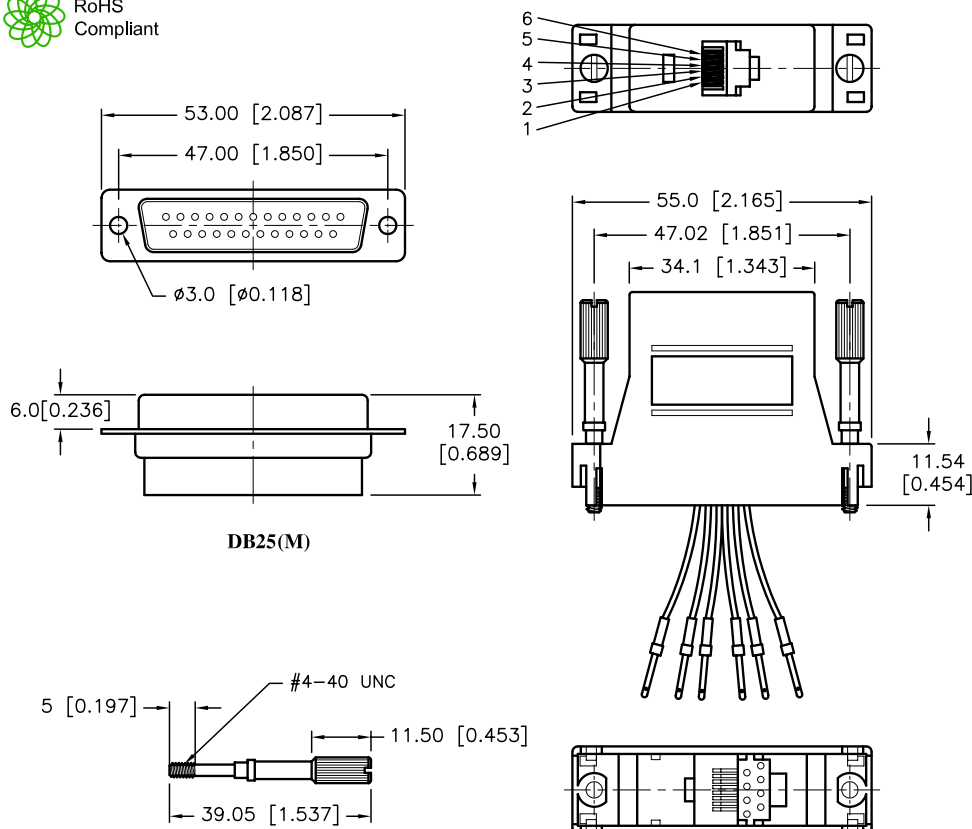
REVISIONS

DOC. NO. SPC-F005 • Effective: 7/8/02 • DCP No: 1398

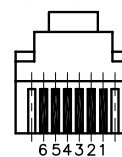
DCP #	REV	DESCRIPTION	DRAWN	DATE	CHECKD	DATE	APPRVD	DATE
1891	A	RELEASED	EO	06/27/06	SA	7/25/06	HO	7/25/06



RoHS
Compliant

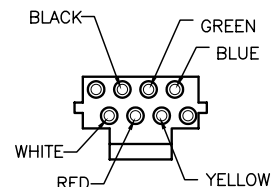
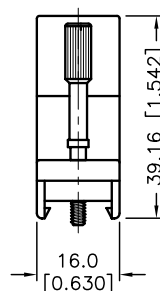


FRONT VIEW OF 8P6C TELEPHONE JACK



WIRE SYSTEM

1	2	3	4	5	6
WHITE	BLACK	RED	GREEN	YELLOW	BLUE



SPECIFICATION:

1. D-Sub Connector: Tin-Plated Shell. with Black Color Insulator.
2. Contact:
 - a. D-Sub: Phosphor Brass, Gold-Plated.
 - b. RJ12: Brass, Gold-Plated.
3. Body: ABS, Ivory (Beige) Color.
4. Thumb Screw: Steel, Nickel-Plated.
5. Electronic Wire: UL1061, 26AWG.

DISCLAIMER:
ALL STATEMENTS AND TECHNICAL INFORMATION CONTAINED HEREIN ARE BASED UPON INFORMATION AND/OR TESTS WE BELIEVE TO BE ACCURATE AND RELIABLE. SINCE CONDITIONS OF USE ARE BEYOND OUR CONTROL, THE USER SHALL DETERMINE THE SUITABILITY OF THE PRODUCT FOR THE INTENDED USE AND ASSUME ALL RISK AND LIABILITY WHATSOEVER IN CONNECTION THEREWITH.

TOLERANCES:

Unless Otherwise Specified

.X ± 0.2 [0.008]

.XX ± 0.12 [0.005]

DRAWN BY:	DATE:
EKLAS ODISH	06/27/06
CHECKED BY:	DATE:
SAMI ALNADI	7/25/06
APPROVED BY:	DATE:
HISHAM ODISH	7/25/06

DRAWING TITLE:

Telephone Adapter, DB25 Male to RJ12, 6 Conductors

SIZE	DWG. NO.	ELECTRONIC FILE	REV
A	SPC19778	84K8542.DWG	A
SCALE:	NTS	U.O.M.: mm [INCHES]	SHEET: 1 OF 1