



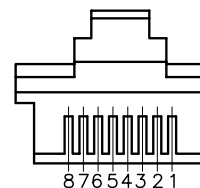
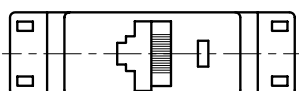
ALL RIGHTS RESERVED. NO PORTION OF THIS PUBLICATION, WHETHER IN WHOLE OR IN PART, CAN BE REPRODUCED WITHOUT THE EXPRESS WRITTEN CONSENT OF SPC TECHNOLOGY.

SPC-F005.DWG

REVISIONS

DOC. NO. SPC-F005 * Effective: 7/8/02 * DCP No: 1398

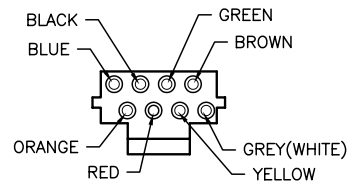
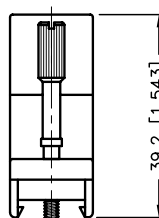
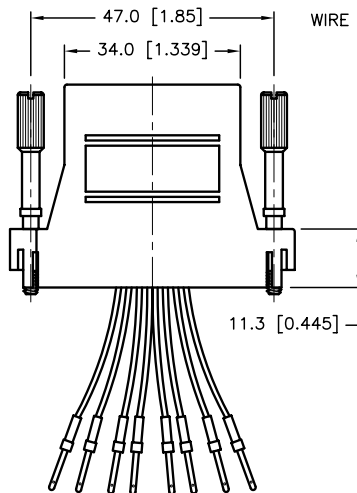
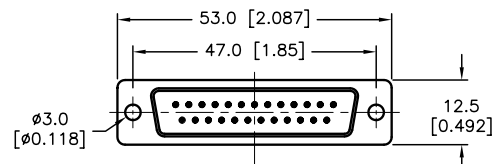
DCP #	REV	DESCRIPTION	DRAWN	DATE	CHECKD	DATE	APPRVD	DATE
1876	A	RELEASED	EO	03/21/06	TL	05/15/16	HO	05/15/16



FRONT VIEW OF 8P8C TELEPHONE JACK (W/KEYED TYPE)

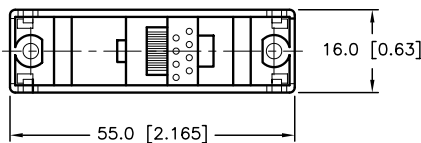
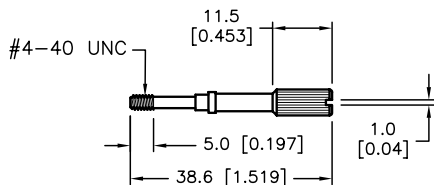
8 7 6 5 4 3 2 1

WIRE SYSTEM: 1 2 3 4 5 6 7 8
BLU ORG BLK RED GEN YEL BRO GRY(WHT)



SPC Type No.	COLOR
SPC15295	BLACK
SPC15221	BLUE
SPC15183	RED
SPC15186	YELLOW

DB25F



SPECIFICATION:

- 1- D-Sub Connector: Tin-Plated Shell with Black Color Insulator
- 2- Contact:
 - a- D-Sub: Phosphor Bronze, Gold-Plated
 - b- RJ45: Brass, Gold-Plated
- 3- Body: ABS
- 4- Thumb Screw: Steel, Nickel-plated
- 5- Electronic Wire: UL1061, 26AWG

DISCLAIMER:
ALL STATEMENTS AND TECHNICAL INFORMATION CONTAINED HEREIN ARE BASED UPON INFORMATION AND/OR TESTS WE BELIEVE TO BE ACCURATE AND RELIABLE. SINCE CONDITIONS OF USE ARE BEYOND OUR CONTROL, THE USER SHALL DETERMINE THE SUITABILITY OF THE PRODUCT FOR THE INTENDED USE AND ASSUME ALL RISK AND LIABILITY WHATSOEVER IN CONNECTION THEREWITH.

TOLERANCES:
Unless Otherwise Specified
.X ±0.2 [0.008]
.XX ±0.12 [0.005]

DRAWN BY:	DATE:
EKLAS ODISH	03/21/06
CHECKED BY:	DATE:
THOMAS LEE	05/15/16
APPROVED BY:	DATE:
HISHAM ODISH	05/15/16

DRAWING TITLE:
DB25F TO RJ45 ADAPTOR KIT, RoHS

SIZE	DWG. NO.	ELECTRONIC FILE	REV
A	TA-699	TA-699.DWG	A
SCALE: NTS	U.O.M.: mm [INCHES]	SHEET: 1 OF 1	