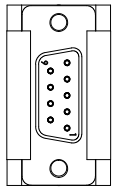
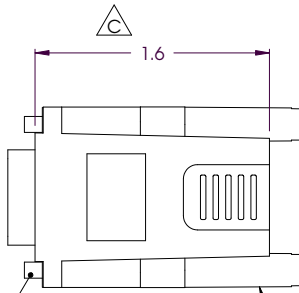


THE INFORMATION CONTAINED IN THIS DRAWING IS THE SOLE PROPERTY OF L-COM, INC. ANY REPRODUCTION IN PART OR WHOLE WITHOUT THE WRITTEN PERMISSION OF L-COM, INC. IS PROHIBITED.

REVISIONS			
REV	DESCRIPTION	DATE	APPROVED
A	RELEASED FOR PRODUCTION	5/30/01	D. PARHAM
B	ECN1509: ADDED PRODUCT VALIDATION	9/19/03	D. PARHAM
C	ECN#2361: LESSENED TOLERANCE ON DIMS	04/19/06	D. PARHAM

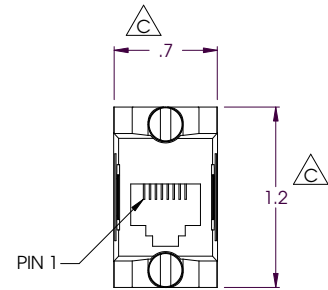


"P1"
9 CONTACT FEMALE
D-SUB CONNECTOR



2X 4-40 THREAD

KNURLED PLASTIC

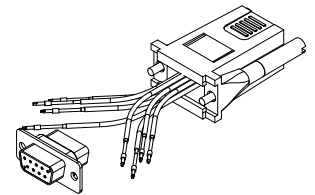


PIN 1

"J1"
RJ45 JACK
(8X8)

WIRING MAP	
"J1"	LEAD COLOR
1	BLUE
2	ORANGE
3	BLACK
4	RED
5	GREEN
6	YELLOW
7	BROWN
8	WHITE

WIRE COLORS PER
USOC WIRING SCHEDULE



SPECIFICATIONS
MOLDED PARTS ARE UL94V-0 RATED

MATERIAL:
HOUSING: MOLDED ABS
COLOR: DARK GRAY

D-SUB
INSULATOR: UL94V-0 THERMOPLASTIC
CONTACTS: GOLD PLATED
SHELL: TIN FINISH

RJ45
CONTACTS: GOLD PLATED, 50 μINCHES

NOTE:

- ADAPTOR KIT MAY BE PROGRAMMED AS NEEDED BY INSERTING AND SEATING EACH FEMALE CONTACT IN THE DESIRED POSITION IN THE D-SUB SHELL.

UNLESS OTHERWISE SPECIFIED,
DIMENSIONS ARE IN INCHES
XX ± .05
XXX ± .005
CABLE LENGTH TOLERANCE
<300 ± 5% >300 ± 2%

APPROVALS	DATE
DRAWN BY D PARHAM	4/11/2001
CHECKED BY T CLARK	5/17/2001
APPROVED BY R CARRICK	5/24/2001

CONFIGURATION DETAILS OF
UNDIMENSIONED FEATURES
MAY VARY

L-com CONNECTIVITY PRODUCTS		45 BEECHWOOD DRIVE NORTH ANDOVER, MA 01845	
PRODUCT DESCRIPTION DB9F TO RJ45 MODULAR ADAPTOR			
DRAWING TITLE OUTLINE DRAWING			
SIZE A	PSCM NO. 43321	DWG. NO. REC098F-OD1	REV. C
SCALE: NONE		CAD FILE: REC098F-OD1.SLDDRW	SHEET 1 OF 1