

TAJ, TRJ, THJ, TAW, TPS, TPM, NOJ, NOS, NOM, NPV, TAC, TPC, TCJ and TLJ

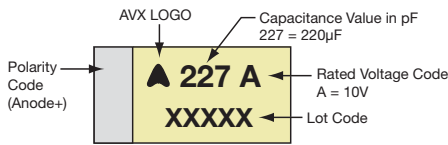


Marking

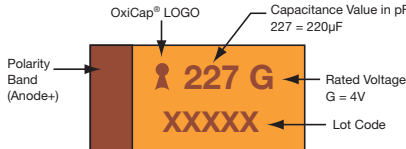
For TAJ, TPS & THJ, the positive end of body has videcon readable polarity marking as shown in the diagram. Bodies are marked by indelible laser marking on top surface with capacitance value, voltage and LOT code. R and P case is an exception due to small size in which only the voltage and capacitance values are printed.

Voltage Code	Rated Voltage at 85°C	Voltage Code	Rated Voltage at 85°C
x	1.8	C	16
e	2.5	D	20
G	4	E	25
J	6.3	V	35
A	10	T	50

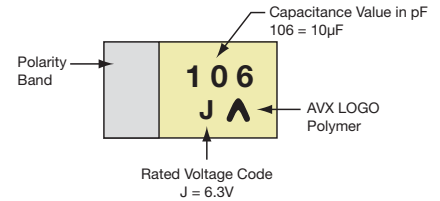
TAJ, TRJ, TPS, TPM – A, B, C, D, E, F, K, H, S, T, V, W, Y and X CASE:



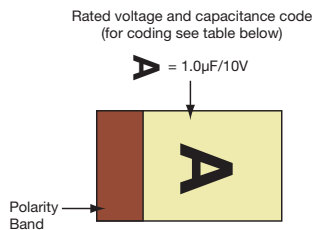
NOJ, NOS, NOM, NPV – A, B, C, D, E, S, T, V, Y, Z CASE:



TCJ – P, R CASE:

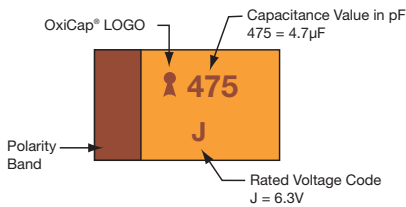


TAJ – J CASE:

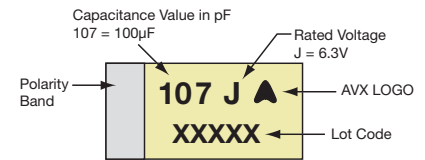


Capacitance	Voltage		
	4V	6.3V	10V
1.0			A
1.5			V
2.2			C
3.3		J	A
4.7	G	J	
6.8	G	L	
10	G		

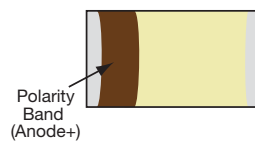
NOJ – P CASE:



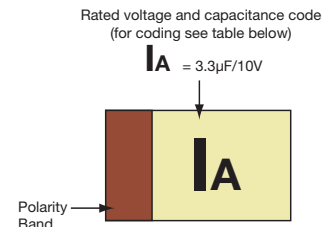
TLJ – A, B, G, H, K, S, T, W CASE:



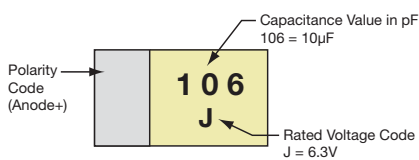
TAC, TPC – ALL CASE SIZES



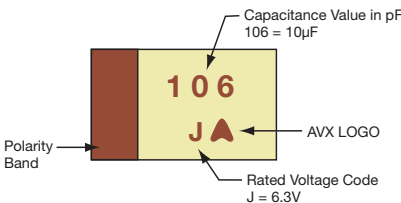
TLJ – J CASE:



TAJ – R and P CASE:

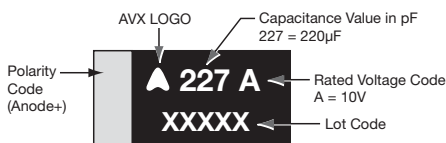


TLJ – N, P, R CASE:

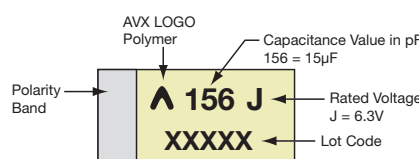


Capacitance	Voltage			
	4V	6.3V	10V	16V
2.2				
3.3			IA	σ
4.7		IJ	VI	ϑ
6.8	IG	π	VI	
10	σ	π	VI	
15	ϑ	π		
22	IG			

THJ – A, B, C, D, E CASE:



TCJ – A, B, C, H, K, T, W, Y CASE:



TAW – D CASE:

