

# MYLAR/POLYESTER FILM

## MLR SERIES

The MLR series is a range of radial lead non-polarized polyester film (Mylar) capacitors dipped in a hard epoxy coating material to provide excellent protection against moisture. These devices are intended for general purpose DC applications.

### RATINGS

**Capacitance Range:** .001 $\mu$ f to 5.6 $\mu$ f  
**Voltage Range:** 50V to 630V DC (35V to 250V AC)  
**Tolerance:**  $\pm 10\%$   
**Withstand Voltage:** 175%

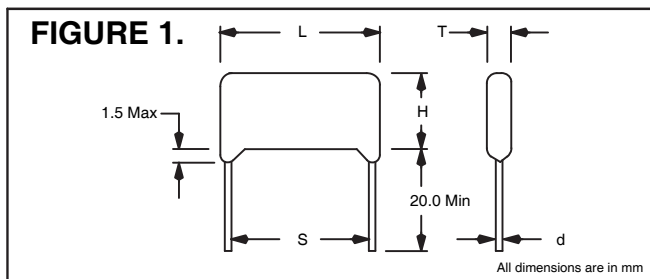
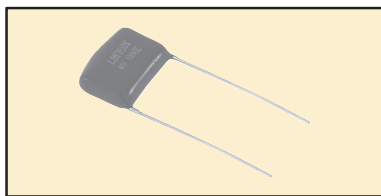
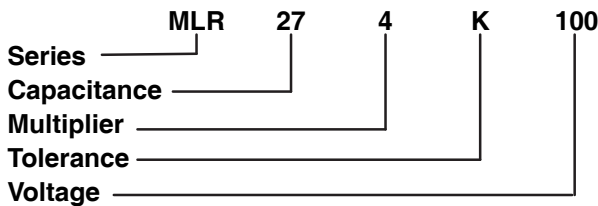
### PERFORMANCE SPECIFICATIONS

**Operating Temperature Range:**  
 -55 °C to +85°C (-67 °F to +185°F)  
**Dissipation Factor:** 1% Max  
**Capacitance Tolerance (K):**  $\pm 10\%$   
 measured @ +25°C (+77°F), 1kHz, for values up to and including 1 $\mu$ f  
 measured @ +25°C (+77°F), 120Hz, for values above 1 $\mu$ f

**Insulation Resistance:**  
 50V & 100V, .001 $\mu$ f - .1  $\mu$ f = 30,000M $\Omega$  Min  
                                   .12 $\mu$ f - 2.2  $\mu$ f = 10,000M $\Omega$  Min  
 250V, .01 $\mu$ f - 5.6  $\mu$ f = 10,000M $\Omega$  Min  
 400V, .0047 $\mu$ f - 4.0  $\mu$ f = 10,000M $\Omega$  Min  
 630V, .001 $\mu$ f - .008  $\mu$ f = 100,000M $\Omega$  Min  
                                   .01 $\mu$ f - 3.0  $\mu$ f = 10,000M $\Omega$  Min

**Life Test:** 1000Hrs @ +85°C (+185°F)  
 at 150% rated voltage

### ORDERING INFORMATION



### MECHANICAL SPECIFICATIONS (Figure 1) 50 Volt (35VAC) Series Dimensions (mm)

Cap $\mu$ f	Code	T	H	L	S	d
.001	102	3.0	7.5	5.5	3.5 $\pm 1.0$	0.5
.0033	332	3.0	7.5	5.5	3.5 $\pm 1.0$	0.5
.01	103	3.0	7.5	6.0	3.5 $\pm 1.0$	0.5
.012	123	3.0	9.0	6.0	3.5 $\pm 1.0$	0.5
.018	183	3.5	9.0	6.5	3.5 $\pm 1.0$	0.5
.027	273	4.0	9.5	6.5	3.5 $\pm 1.0$	0.5
.033	333	4.0	9.5	6.5	3.5 $\pm 1.0$	0.5
.039	393	4.5	9.5	7.5	5.0 $\pm 1.5$	0.5
.047	473	4.5	9.5	7.5	5.0 $\pm 1.5$	0.5
.1	104	5.5	10.5	9.0	5.0 $\pm 1.5$	0.5
.15	154	6.0	10.0	14.0	10.0 $\pm 1.5$	0.6
.27	274	6.0	11.0	14.0	10.0 $\pm 1.5$	0.6
.33	334	6.0	12.0	14.0	10.0 $\pm 1.5$	0.6
1.0	105	9.0	15.0	18.0	15.0 $\pm 1.5$	0.6

### 100 Volt (65VAC) Series Dimensions (mm)

Cap $\mu$ f	Code	T	H	L	S	d
.001	102	3.0	7.5	5.5	3.5 $\pm 1.0$	0.5
.0012	122	3.0	7.5	5.5	3.5 $\pm 1.0$	0.5
.0015	152	3.0	7.5	5.5	3.5 $\pm 1.0$	0.5
.0018	182	3.0	7.5	5.5	3.5 $\pm 1.0$	0.5
.002	202	3.0	7.5	5.5	3.5 $\pm 1.0$	0.5
.0022	222	3.0	7.5	5.5	3.5 $\pm 1.0$	0.5
.0027	272	3.0	7.5	5.5	3.5 $\pm 1.0$	0.5
.0033	332	3.0	7.5	5.5	3.5 $\pm 1.0$	0.5
.0039	392	3.0	7.5	5.5	3.5 $\pm 1.0$	0.5
.0047	472	3.0	7.5	5.5	3.5 $\pm 1.0$	0.5
.0056	562	3.0	7.5	5.5	3.5 $\pm 1.0$	0.5
.0068	682	3.0	7.5	5.5	3.5 $\pm 1.0$	0.5
.0082	822	3.0	7.5	6.0	3.5 $\pm 1.0$	0.5
.01	103	3.0	7.5	6.0	3.5 $\pm 1.0$	0.5
.012	123	3.0	9.0	6.0	3.5 $\pm 1.0$	0.5
.015	153	3.0	9.0	6.0	3.5 $\pm 1.0$	0.5
.018	183	3.5	9.0	6.5	3.5 $\pm 1.0$	0.5
.022	223	3.5	9.0	6.5	3.5 $\pm 1.0$	0.5
.027	273	4.0	9.5	6.5	3.5 $\pm 1.0$	0.5
.033	333	4.0	9.5	6.5	3.5 $\pm 1.0$	0.5
.039	393	4.5	9.5	7.5	5.0 $\pm 1.5$	0.5
.047	473	4.5	9.5	7.5	5.0 $\pm 1.5$	0.5
.056	563	4.5	10.5	8.0	5.0 $\pm 1.5$	0.5
.068	683	4.5	10.5	8.0	5.0 $\pm 1.5$	0.5
.082	823	5.5	10.5	9.0	5.0 $\pm 1.5$	0.5
.1	104	5.5	10.5	9.0	5.0 $\pm 1.5$	0.5
.12	124	6.0	12.0	14.0	10.0 $\pm 1.5$	0.6
.15	154	6.0	10.0	14.0	10.0 $\pm 1.5$	0.6
.18	184	6.0	10.0	14.0	10.0 $\pm 1.5$	0.6
.22	224	6.0	10.0	14.0	10.0 $\pm 1.5$	0.6
.27	274	6.0	11.0	14.0	10.0 $\pm 1.5$	0.6
.33	334	6.0	12.0	14.0	10.0 $\pm 1.5$	0.6
.39	394	6.0	12.0	18.0	15.0 $\pm 1.5$	0.6
.47	474	6.0	12.0	18.0	15.0 $\pm 1.5$	0.6
.56	564	7.0	14.0	18.0	15.0 $\pm 1.5$	0.6
.68	684	7.0	14.0	18.0	15.0 $\pm 1.5$	0.6
.82	824	9.0	15.0	18.0	15.0 $\pm 1.5$	0.6
1.0	105	9.0	15.0	18.0	15.0 $\pm 1.5$	0.6
2.2	225	11.0	20.0	24.0	20.0 $\pm 1.5$	0.8

# MYLAR/POLYESTER FILM

## MLR SERIES

### 250 Volt (125VAC) Series Dimensions (mm)

Cap $\mu$ f	Code	T	H	L	S	d
.01	103	6.0	10.0	14.0	10 $\pm$ 1.5	0.6
.015	153	6.0	10.0	14.0	10 $\pm$ 1.5	0.6
.022	223	6.0	10.0	14.0	10 $\pm$ 1.5	0.6
.027	273	6.0	10.0	14.0	10 $\pm$ 1.5	0.6
.033	333	6.0	10.0	14.0	10 $\pm$ 1.5	0.6
.047	473	6.0	10.0	14.0	10 $\pm$ 1.5	0.6
.068	683	6.0	10.0	14.0	10 $\pm$ 1.5	0.6
.082	823	7.0	10.0	14.0	10 $\pm$ 1.5	0.6
.1	104	7.0	10.0	14.0	10 $\pm$ 1.5	0.6
.12	124	7.0	11.0	14.0	10 $\pm$ 1.5	0.6
.15	154	7.0	11.0	18.0	15 $\pm$ 1.5	0.6
.18	184	7.0	12.0	18.0	15 $\pm$ 1.5	0.6
.22	224	7.0	12.0	18.0	15 $\pm$ 1.5	0.6
.27	274	7.0	13.0	18.0	15 $\pm$ 1.5	0.6
.33	334	7.0	13.0	18.0	15 $\pm$ 1.5	0.6
.39	394	8.0	15.0	18.0	15 $\pm$ 1.5	0.8
.47	474	8.0	15.0	24.0	20 $\pm$ 1.5	0.8
.56	564	9.0	15.5	24.0	20 $\pm$ 1.5	0.8
.68	684	9.0	15.5	24.0	20 $\pm$ 1.5	0.8
.82	824	10.0	17.0	24.0	20 $\pm$ 1.5	0.8
1.0	105	10.0	17.0	24.0	20 $\pm$ 1.5	0.8
1.2	125	10.0	19.5	24.0	20 $\pm$ 1.5	0.8
1.5	155	10.0	19.5	31.0	27.5 $\pm$ 1.5	0.8
1.8	185	11.0	20.0	31.0	27.5 $\pm$ 1.5	0.8
2.2	225	13.0	22.0	31.0	27.5 $\pm$ 1.5	0.8
3.3	335	16.0	26.0	31.0	27.5 $\pm$ 1.5	0.8
4.7	475	16.0	26.0	35.0	27.5 $\pm$ 1.5	0.8
5.6	565	16.0	26.0	35.0	27.5 $\pm$ 1.5	0.8

### 630 Volt (250VAC) Series Dimensions (mm)

Cap $\mu$ f	Code	T	H	L	S	d
.001	102	5.54	8.28	17.63	13.84 $\pm$ 1.3	0.6
.0012	122	5.87	8.62	17.63	13.84 $\pm$ 1.3	0.6
.0015	152	5.61	8.36	17.63	13.84 $\pm$ 1.3	0.6
.0018	182	5.95	8.69	17.63	13.84 $\pm$ 1.3	0.6
.0022	222	6.38	9.12	17.63	13.84 $\pm$ 1.3	0.6
.0025	252	7.12	9.61	17.63	13.84 $\pm$ 1.3	0.8
.0027	272	7.12	9.61	17.63	13.84 $\pm$ 1.3	0.8
.003	302	6.38	9.55	17.63	13.84 $\pm$ 1.3	0.8
.0033	332	6.38	9.55	17.63	13.84 $\pm$ 1.3	0.8
.0039	392	6.76	9.94	17.63	13.84 $\pm$ 1.3	0.8
.0047	472	7.20	10.39	17.63	13.84 $\pm$ 1.3	0.8
.005	502	7.68	10.85	17.63	13.84 $\pm$ 1.3	0.8
.0056	562	7.68	10.85	17.63	13.84 $\pm$ 1.3	0.8
.0068	682	7.95	11.79	17.63	13.84 $\pm$ 1.3	0.8
.0080	802	8.53	12.37	17.63	13.84 $\pm$ 1.3	0.8
.01	103	6.00	10.00	14.00	10.00 $\pm$ 1.5	0.6
.012	123	6.00	11.00	14.00	10.00 $\pm$ 1.5	0.6
.015	153	6.50	11.50	14.00	10.00 $\pm$ 1.5	0.6
.018	183	7.00	12.00	14.00	10.00 $\pm$ 1.5	0.6
.022	223	7.00	12.50	14.00	10.00 $\pm$ 1.5	0.6
.027	273	6.00	11.00	18.00	15.00 $\pm$ 1.5	0.6
.033	333	7.00	12.00	18.00	15.00 $\pm$ 1.5	0.6
.039	393	7.00	12.50	18.00	15.00 $\pm$ 1.5	0.6
.047	473	7.50	12.50	18.00	15.00 $\pm$ 1.5	0.6
.05	503	7.50	12.50	18.00	15.00 $\pm$ 1.5	0.6
.056	563	8.50	14.50	18.00	15.00 $\pm$ 1.5	0.6
.068	683	8.50	14.50	18.00	15.00 $\pm$ 1.5	0.6
.082	823	9.00	15.50	18.00	15.00 $\pm$ 1.5	0.8
.1	104	9.00	14.00	24.00	20.00 $\pm$ 1.5	0.8
.12	124	10.00	17.00	24.00	20.00 $\pm$ 1.5	0.8
.15	154	10.00	17.00	24.00	20.00 $\pm$ 1.5	0.8
.18	184	11.00	20.00	24.00	20.00 $\pm$ 1.5	0.8
.22	224	11.00	20.00	24.00	20.00 $\pm$ 1.5	0.8
.25	254	11.00	20.00	24.00	20.00 $\pm$ 1.5	0.8
.27	274	12.00	20.00	24.00	20.00 $\pm$ 1.5	0.8
.33	334	11.00	20.00	24.00	27.50 $\pm$ 1.5	0.8
.39	394	13.00	22.00	30.00	27.50 $\pm$ 1.5	0.8
.47	474	13.00	22.00	30.00	27.50 $\pm$ 1.5	0.8
.5	504	13.00	22.00	30.00	27.50 $\pm$ 1.5	0.8
.56	564	14.00	23.00	31.00	27.50 $\pm$ 1.5	0.8
.68	684	15.00	26.00	31.00	27.50 $\pm$ 1.5	0.8
1.0	105	17.00	30.00	31.00	27.50 $\pm$ 1.5	0.8
1.5	155	20.00	30.00	37.00	31.00 $\pm$ 1.5	0.8
1.8	185	19.00	28.00	46.00	41.00 $\pm$ 1.5	0.8
2.0	205	20.50	30.00	46.00	41.00 $\pm$ 1.5	0.8
3.0	305	21.00	35.00	45.00	38.00 $\pm$ 1.5	0.8

### 400 Volt (200VAC) Series Dimensions (mm)

Cap $\mu$ f	Code	T	H	L	S	d
.0047	472	6.0	10.0	14.0	10 $\pm$ 1.5	0.6
.01	103	6.0	10.0	14.0	10 $\pm$ 1.5	0.6
.015	153	6.0	10.0	14.0	10 $\pm$ 1.5	0.6
.022	223	6.0	10.0	14.0	10 $\pm$ 1.5	0.6
.033	333	6.0	10.0	14.0	10 $\pm$ 1.5	0.6
.047	473	8.0	11.0	14.0	10 $\pm$ 1.5	0.6
.056	563	8.0	13.0	14.0	10 $\pm$ 1.5	0.6
.068	683	6.0	13.0	18.0	15 $\pm$ 1.5	0.6
.082	823	6.0	13.0	18.0	15 $\pm$ 1.5	0.6
.1	104	6.0	13.0	18.0	15 $\pm$ 1.5	0.6
.12	124	7.0	14.0	18.0	15 $\pm$ 1.5	0.6
.15	154	7.0	14.0	18.0	15 $\pm$ 1.5	0.6
.18	184	8.0	16.0	18.0	15 $\pm$ 1.5	0.8
.22	224	8.0	16.0	24.0	20 $\pm$ 1.5	0.8
.27	274	9.0	16.0	24.0	20 $\pm$ 1.5	0.8
.33	334	9.0	16.0	24.0	20 $\pm$ 1.5	0.8
.39	394	9.5	17.0	24.0	20 $\pm$ 1.5	0.8
.47	474	10.0	18.0	24.0	20 $\pm$ 1.5	0.8
.68	684	10.5	18.0	30.0	27.5 $\pm$ 1.5	0.8
.82	824	12.0	22.0	30.0	27.5 $\pm$ 1.5	0.8
1.0	105	12.0	22.0	30.0	27.5 $\pm$ 1.5	0.8
1.5	155	15.0	24.5	30.0	26.5 $\pm$ 1.5	0.8
2.0	205	18.0	26.5	30.0	26.5 $\pm$ 1.5	0.8
3.0	305	19.0	28.5	37.0	31 $\pm$ 1.5	0.8
4.0	405	23.5	32.0	37.0	31 $\pm$ 1.5	0.8