Metallized Polyester Film Capacitor

Type: ECQE(F)



Non-inductive construction using metallized Polyester film with flame retardant epoxy resin coating

■Features
- Self-healing property
- Excellent electrical characteristics
- Flame retardant epoxy resin coating
- RoHS directive compliant

■Recommended Applications
- General purpose usage
  ❊Please contact us when applications are CD Ⅰ, ignitor etc.

■Explanation of Part Numbers

1	2	3	4	5	6	7	8	9	10	11	12
E	C	Q	E							F	
Product code		Dielectric & construction		Rated volt.		Capacitance			Cap. Tol.	Suffix	Suffix

1	100 VDC	10	1000 VDC
2	250 VDC	12	1250 VDC
4	400 VDC	1A	125 VAC
6	630 VDC	2A	250 VAC

J	±5 %
K	±10 %

Suffix	Lead Form
Blank	Straight
B	Crimped lead
W	
3	Crimped taping (Ammo)
6	Crimped taping (Ammo)
9	Crimped taping (Reel)

●Explanation of Part Number for Odd Size Taping

E	C	Q	E						R		F
Product code		Dielectric & construction		Rated volt.		Capacitance			Suffix	Cap. Tol.	Suffix

■Specifications

Category temp. range (Including temperature-rise on unit surface)	100 VDC, 250 VDC,400 VDC, 630 VDC, 1000 VDC, 1250 VDC,	−40 ℃ to +105 ℃
	125 VAC, 250 VAC	−40 ℃ to +85 ℃
Rated voltage	100 VDC, 250 VDC, 400 VDC, 630 VDC, 1000 VDC, 1250 VDC, (Derating of rated voltage by 1.25 %/℃ at more than 85 ℃) 125 VAC, 250 VAC	
Capacitance range	0.0010 μF to 10 μF (E12)	
Capacitance tolerance	±5 %(J), ±10 %(K)	
Dissipation factor (tanδ)	tanδ≦1.0 % (20 ℃, 1 kHz)	
Withstand voltage	●Rated volt. 100 V to 630 VDC Between terminals : Rated volt.(VDC)×150 % 60 s	
	●Rated volt. 1000 VDC, 1250 VDC Between terminals : Rated volt. (VDC)×175 % 2 s to 5 s or 1000 VAC 60 s Between terminals to enclosure : 1500 VAC 60 s	
	●Rated volt. 125 VAC, 250 VAC Between terminals : Rated volt.(VAC)×230 % 60 s Between terminals to enclosure : 1500 VAC 60 s	
Insulation resistance (IR)	100 V to 630 VDC:	C ≦ 0.33 μF : IR≧9000 MΩ (20 ℃, 100 VDC, 60 s) C > 0.33 μF : IR≧3000 MΩ · μF
	1000 VDC, 1250 VDC:	IR≧10000 MΩ (20 ℃, 100 VDC, 60 s) IR≧2000 MΩ (20 ℃, 500 VDC, 60 s)
	125 VAC, 250 VAC:	C ≦ 0.47 μF : IR≧2000 MΩ (20 ℃, 500 VDC, 60 s) C > 0.47 μF : IR≧3000 MΩ · μF (20 ℃, 100 VDC, 60 s)

❊ In case of applying voltage in alternating current (50 Hz or 60 Hz sine wave) to a capacitor with DC rated voltage, please refer to the page of "Permissible voltage (R.M.S) in alternating current corresponding to DC rated voltage".
❊ Voltage to be applied to ECQE1A (F) & ECQE2A (F) is only sine wave (50 Hz or 60 Hz).

Design, Specifications are subject to change without notice. Ask factory for technical specifications before purchase and/or use.
Whenever a doubt about safety arises from this product, please inform us immediately for technical consultation without fail.

Downloaded from Elcodis.com electronic components distributor

■Dimensions in mm (not to scale)

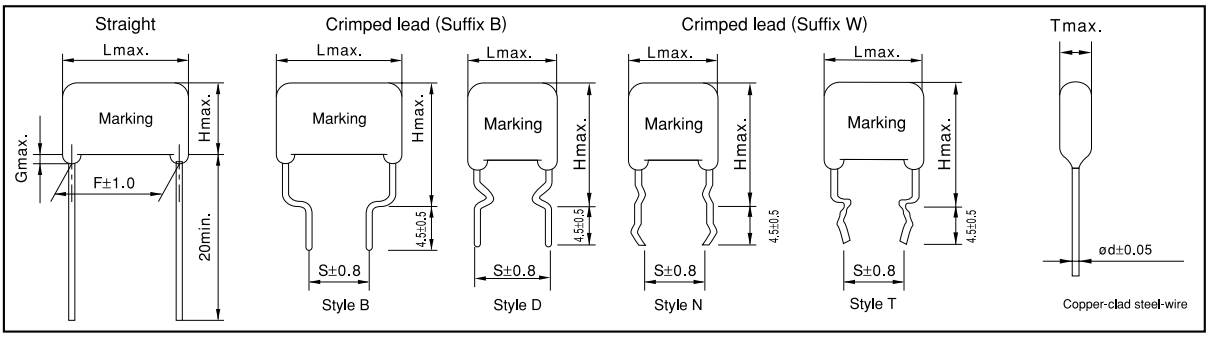

■Packaging Specifications for Bulk Package

Packing quantity:100 pcs./bag

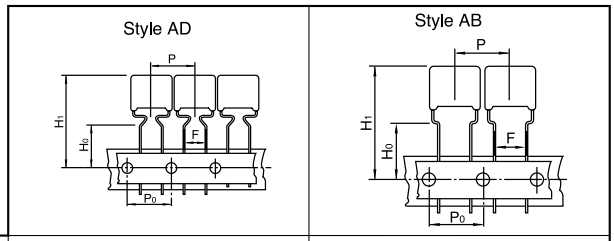

■Taping Specifications for Automatic Insertion

●Taping style

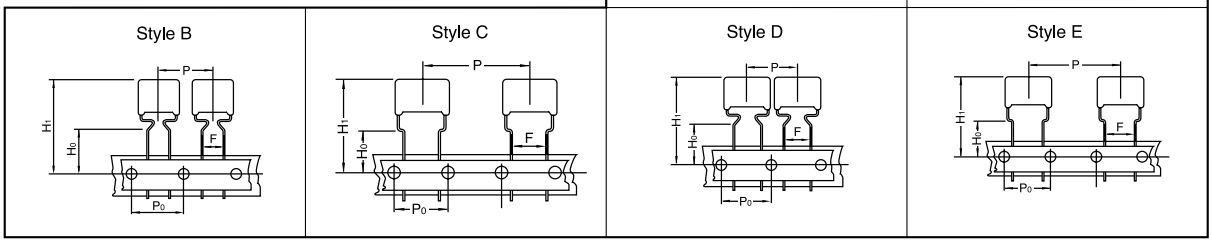

※Refer to the page of taping specifications.

●Packaging Specifications

Type	Rated volt.	Cap. range (μF)	Taping style							Packing	suffix
			AD	AS	AB	B	C	D	E		
ECQE (F)	100 VDC	0.56 to 0.68	○							Ammo	( ) F3
		0.56 to 0.68	○							Reel	( ) F9
		0.82 to 1.0				○				Ammo	( ) F3
		1.2 to 3.3					○			Ammo	( ) F3
		1.2 to 3.3							○	Ammo	R( ) F
	250 VDC	0.010 to 0.27	○							Ammo	( ) F3
		0.33				○				Ammo	( ) F3
		0.39 to 1.5					○			Ammo	( ) F3
		0.010 to 0.33						○		Ammo	R( ) F
		0.39 to 1.5							○	Ammo	R( ) F
	400 VDC	0.010 to 0.10	○							Ammo	( ) F3
		0.12 to 0.47					○			Ammo	( ) F3
		0.010 to 0.10	○							Reel	( ) F9
		0.010 to 0.10						○		Ammo	R( ) F
		0.12 to 0.47							○	Ammo	R( ) F
	630 VDC	0.0010 to 0.033	○							Ammo	( ) F3
		0.039 to 0.047				○				Ammo	( ) F3
		0.056 to 0.22					○			Ammo	( ) F3
		0.010 to 0.047	○							Reel	( ) F9
		0.0010 to 0.047						○		Ammo	R( ) F
		0.056 to 0.22							○	Ammo	R( ) F
	1000 VDC	0.0010 to 0.10							○	Ammo	R( ) F
	1250 VDC	0.0010 to 0.022							○	Ammo	R( ) F
	125 VAC	0.010 to 0.15			○					Ammo	( ) F6
		0.18 to 0.47					○			Ammo	( ) F3
		0.010 to 0.22						○		Ammo	R( ) F
		0.27 to 0.47							○	Ammo	R( ) F
	250 VAC	0.010 to 0.033			○					Ammo	( ) F6
		0.010 to 0.047						○		Ammo	R( ) F
		0.056 to 0.22							○	Ammo	R( ) F

●Lead Spacing

Style	Lead Spacing
AD	5.0 mm
AB	5.0 mm
B	5.0 mm
C	5.0 mm
D	7.5 mm
E	7.5 mm

※See the column "Rating, Dimensions & Quantity Box" for packing quantity.

Design, Specifications are subject to change without notice. Ask factory for technical specifications before purchase and/or use.
Whenever a doubt about safety arises from this product, please inform us immediately for technical consultation without fail.

Downloaded from Elcodis.com electronic components distributor

■Rating, Dimensions & Quantity/Ammo Box

● Rated voltage : 100 VDC, Capacitance tolerance : ± 5 %(J), ±10 %(K)

Part No	Cap. (μF)	Dimensions (mm)								Quantity		
		L max.	T max.	H max.		F	S	G max.	ø d	Ammo 5 mm	Ammo 5 mm	Ammo 7.5 mm
				Straight	Crimped lead	Straight	Crimped lead	Straight				
ECQE1564□F( )	0.56	12.0	5.5	10.9	15.9	10.0	10.0	1.0	0.60	500	—	—
ECQE1684□F( )	0.68	12.0	6.0	11.9	16.9	10.0	10.0	1.0	0.60			
ECQE1824□F( )	0.82	12.0	6.0	13.5	18.5	10.0	10.0	1.0	0.60	—	1000	
ECQE1105□F( )	1.0	12.0	6.7	14.0	19.0	10.0	10.0	1.0	0.60			
ECQE1125□F( )	1.2	18.5	5.5	12.8	17.8	15.0	10.0	1.0	0.60		500	600
ECQE1155□F( )	1.5	18.5	6.0	13.4	18.4	15.0	10.0	1.0	0.80			500
ECQE1185□F( )	1.8	18.5	6.5	14.4	19.4	15.0	10.0	1.0	0.80			
ECQE1225□F( )	2.2	18.5	7.0	15.0	20.0	15.0	10.0	1.0	0.80			
ECQE1275□F( )	2.7	18.5	8.0	15.8	20.8	15.0	10.0	1.0	0.80			400
ECQE1335□F( )	3.3	18.5	8.5	16.5	21.5	15.0	10.0	1.0	0.80		400	
ECQE1395□F( )	3.9	26.0	7.0	16.4	21.4	22.5	15.0	1.0	0.80		—	—
ECQE1475□F( )	4.7	26.0	7.5	17.0	22.0	22.5	15.0	1.0	0.80			
ECQE1565□F( )	5.6	26.0	8.3	17.5	22.5	22.5	15.0	1.0	0.80			
ECQE1685□F( )	6.8	26.0	9.0	18.5	23.5	22.5	15.0	1.0	0.80			
ECQE1825□F( )	8.2	26.0	10.0	20.0	25.0	22.5	15.0	1.5	0.80			
ECQE1106□F( )	10.0	26.0	11.5	21.0	26.0	22.5	15.0	1.5	0.80			

Suffix for lead crimped or taped type
Cap. tol. code

Style N, style D: 0.056 μF to 1.0 μF
Style T, style B: 1.2 μF to 10.0 μF

■Rating, Dimensions & Quantity/Ammo Box

● Rated voltage : 250 VDC, Capacitance tolerance : ±5 %(J), ±10 %(K)

Part No	Cap. (μF)	Dimensions (mm)								Quantity		
		L max.	T max.	H max.		F	S	G max.	ø d	Ammo 5 mm	Ammo 5 mm	Ammo 7.5 mm
				Straight	Crimped lead	Straight	Crimped lead	Straight				
ECQE2103□F( )	0.010	10.3	4.3	7.4	12.4	7.5	7.5	1.0	0.60	1000	—	1000
ECQE2123□F( )	0.012	10.3	4.4	7.5	12.5	7.5	7.5	1.0	0.60			
ECQE2153□F( )	0.015	10.3	4.4	7.5	12.5	7.5	7.5	1.0	0.60			
ECQE2183□F( )	0.018	10.3	4.4	7.5	12.5	7.5	7.5	1.0	0.60			
ECQE2223□F( )	0.022	10.3	4.4	7.5	12.5	7.5	7.5	1.0	0.60			
ECQE2273□F( )	0.027	10.3	4.4	7.5	12.5	7.5	7.5	1.0	0.60			
ECQE2333□F( )	0.033	10.3	4.5	7.5	12.5	7.5	7.5	1.0	0.60			
ECQE2393□F( )	0.039	10.3	4.5	7.5	12.5	7.5	7.5	1.0	0.60			
ECQE2473□F( )	0.047	10.3	4.5	7.5	12.5	7.5	7.5	1.0	0.60			
ECQE2563□F( )	0.056	10.3	4.8	7.9	12.9	7.5	7.5	1.0	0.60			
ECQE2683□F( )	0.068	10.3	4.5	7.5	12.5	7.5	7.5	1.0	0.60			
ECQE2823□F( )	0.082	10.3	4.9	8.0	13.0	7.5	7.5	1.0	0.60			
ECQE2104□F( )	0.10	10.3	5.8	8.4	13.4	7.5	7.5	1.0	0.60	500		
ECQE2124□F( )	0.12	10.3	6.0	9.0	14.0	7.5	7.5	1.0	0.60			
ECQE2154□F( )	0.15	10.3	6.0	10.8	15.8	7.5	7.5	1.0	0.60			
ECQE2184□F( )	0.18	12.0	5.0	10.3	15.3	10.0	10.0	1.0	0.60			
ECQE2224□F( )	0.22	12.0	5.5	10.5	15.5	10.0	10.0	1.0	0.60			
ECQE2274□F( )	0.27	12.0	6.0	11.5	16.5	10.0	10.0	1.0	0.60			
ECQE2334□F( )	0.33	12.0	6.5	12.0	17.0	10.0	10.0	1.0	0.60	—	1000	
ECQE2394□F( )	0.39	18.5	4.9	12.0	17.0	15.0	10.0	1.0	0.60		500	500
ECQE2474□F( )	0.47	18.5	5.3	12.5	17.5	15.0	10.0	1.0	0.60			
ECQE2564□F( )	0.56	18.5	5.5	13.0	18.0	15.0	10.0	1.0	0.60			
ECQE2684□F( )	0.68	18.5	6.0	13.5	18.5	15.0	10.0	1.0	0.80			
ECQE2824□F( )	0.82	18.5	6.5	14.5	19.5	15.0	10.0	1.0	0.80			
ECQE2105□F( )	1.0	18.5	7.4	15.0	20.0	15.0	10.0	1.0	0.80			400
ECQE2125□F( )	1.2	18.5	8.0	15.9	20.9	15.0	10.0	1.0	0.80			
ECQE2155□F( )	1.5	18.5	9.0	16.8	21.8	15.0	10.0	1.0	0.80		400	300
ECQE2185□F( )	1.8	26.0	7.5	15.5	20.5	22.5	15.0	1.0	0.80		—	—
ECQE2225□F( )	2.2	26.0	8.5	16.3	21.3	22.5	15.0	1.0	0.80			
ECQE2275□F( )	2.7	26.0	9.4	17.0	22.0	22.5	15.0	1.0	0.80			
ECQE2335□F( )	3.3	26.0	10.3	18.0	23.0	22.5	15.0	1.5	0.80			
ECQE2395□F( )	3.9	26.0	11.0	20.5	25.5	22.5	15.0	1.5	0.80			
ECQE2475□F( )	4.7	26.0	12.0	21.5	26.5	22.5	15.0	1.5	0.80			
ECQE2565□F( )	5.6	31.0	11.8	21.0	26.0	27.5	22.5	1.5	0.80			
ECQE2685□F( )	6.8	31.0	13.0	22.4	27.4	27.5	22.5	1.5	0.80			
ECQE2825□F( )	8.2	31.0	14.3	23.5	28.5	27.5	22.5	1.5	0.80			
ECQE2106□F( )	10.0	31.0	15.9	25.8	30.8	27.5	22.5	1.5	0.80			

Suffix for lead crimped or taped type
Cap. tol. code

Style N, Style D: 0.010 μF to 0.33 μF
Style T, Style B: 0.39 μF to 10.0 μF

Design, Specifications are subject to change without notice. Ask factory for technical specifications before purchase and/or use.
Whenever a doubt about safety arises from this product, please inform us immediately for technical consultation without fail.

Downloaded from Elcodis.com electronic components distributor

■Rating, Dimensions & Quantity/Ammo Box

●Rated voltage : 400 VDC, Capacitance tolerance : ±5 %(J), ±10 %(K)

Part No.	Cap. (μF)	Dimensions (mm)								Quantity.		
		L max.	T max.	H max.		F	S	G max.	φd	Standard 5 mm	Odd size 5 mm	Odd size 7.5 mm
				Straight	Crimped lead	Straight	Crimped lead	Straight				
ECQE4103□F( )	0.010	10.3	4.3	7.4	12.4	7.5	7.5	1.0	0.60	1000	—	1000
ECQE4123□F( )	0.012	10.3	4.4	7.5	12.5	7.5	7.5	1.0	0.60			
ECQE4153□F( )	0.015	10.3	4.4	7.5	12.5	7.5	7.5	1.0	0.60			
ECQE4183□F( )	0.018	10.3	4.4	7.5	12.5	7.5	7.5	1.0	0.60			
ECQE4223□F( )	0.022	10.3	4.8	7.9	12.9	7.5	7.5	1.0	0.60			
ECQE4273□F( )	0.027	10.3	5.5	8.0	13.0	7.5	7.5	1.0	0.60			
ECQE4333□F( )	0.033	10.3	6.0	9.0	14.0	7.5	7.5	1.0	0.60	500		
ECQE4393□F( )	0.039	12.0	4.9	8.0	13.0	10.0	10.0	1.0	0.60			
ECQE4473□F( )	0.047	12.0	5.0	8.3	13.3	10.0	10.0	1.0	0.60			
ECQE4563□F( )	0.056	12.0	5.0	10.0	15.0	10.0	10.0	1.0	0.60			
ECQE4683□F( )	0.068	12.0	5.4	10.5	15.5	10.0	10.0	1.0	0.60			
ECQE4823□F( )	0.082	12.0	5.8	11.0	16.0	10.0	10.0	1.0	0.60			
ECQE4104□F( )	0.10	12.0	6.3	12.0	17.0	10.0	10.0	1.0	0.60			
ECQE4124□F( )	0.12	18.5	5.0	10.0	15.0	15.0	10.0	1.0	0.60	—	500	500
ECQE4154□F( )	0.15	18.5	5.0	12.4	17.4	15.0	10.0	1.0	0.60			
ECQE4184□F( )	0.18	18.5	5.4	12.5	17.5	15.0	10.0	1.0	0.60			
ECQE4224□F( )	0.22	18.5	5.9	13.0	18.0	15.0	10.0	1.0	0.60			
ECQE4274□F( )	0.27	18.5	6.5	14.3	19.3	15.0	10.0	1.0	0.80			
ECQE4334□F( )	0.33	18.5	7.0	14.9	19.9	15.0	10.0	1.0	0.80			
ECQE4394□F( )	0.39	18.5	7.5	15.4	20.4	15.0	10.0	1.0	0.80			400
ECQE4474□F( )	0.47	18.5	7.8	17.0	22.0	15.0	10.0	1.0	0.80			
ECQE4564□F( )	0.56	26.0	6.5	16.0	21.0	22.5	15.0	1.0	0.80		—	—
ECQE4684□F( )	0.68	26.0	7.0	16.5	21.5	22.5	15.0	1.0	0.80			
ECQE4824□F( )	0.82	26.0	7.9	17.3	22.3	22.5	15.0	1.0	0.80			
ECQE4105□F( )	1.0	26.0	8.5	18.0	23.0	22.5	15.0	1.0	0.80			
ECQE4125□F( )	1.2	26.0	9.5	18.9	23.9	22.5	15.0	1.0	0.80			
ECQE4155□F( )	1.5	31.0	9.5	19.0	24.0	27.5	22.5	1.0	0.80			
ECQE4185□F( )	1.8	31.0	11.0	20.5	25.5	27.5	22.5	1.5	0.80			
ECQE4225□F( )	2.2	31.0	11.0	22.0	27.0	27.5	22.5	1.5	0.80			

Suffix for lead crimped or taped type

Cap. tol. code

Style N,style D:0.010 μF to 0.10 μF
Style T,style B:0.12 μF to 2.2 μF

Downloaded from Elcodis.com electronic components distributor

● Rated voltage : 630 VDC, Capacitance tolerance : ±5 %(J), ±10 %(K)

Part No.	Cap. (μF)	Dimensions (mm)								Quantity.		
		L max.	T max.	H max.		F	S	G max.	φd	Standard 5 mm	Odd size 5 mm	Odd size 7.5 mm
				Straight	Crimped lead	Straight	Crimped lead	Straight				
ECQE6102□F( )	0.0010	10.0	4.5	9.5	14.5	7.5	7.5	1.0	0.60	1000	—	1500
ECQE6122□F( )	0.0012	10.0	4.5	10.0	15.0	7.5	7.5	1.0	0.60			
ECQE6152□F( )	0.0015	10.0	4.5	10.0	15.0	7.5	7.5	1.0	0.60			
ECQE6182□F( )	0.0018	10.0	4.5	10.0	15.0	7.5	7.5	1.0	0.60			
ECQE6222□F( )	0.0022	10.0	4.5	10.0	15.0	7.5	7.5	1.0	0.60			
ECQE6272□F( )	0.0027	10.0	4.5	10.0	15.0	7.5	7.5	1.0	0.60			
ECQE6332□F( )	0.0033	10.0	4.5	10.0	15.0	7.5	7.5	1.0	0.60			
ECQE6392□F( )	0.0039	10.0	4.5	10.0	15.0	7.5	7.5	1.0	0.60			
ECQE6472□F( )	0.0047	12.0	4.5	10.0	15.0	10.0	10.0	1.0	0.60			1000
ECQE6562□F( )	0.0056	12.0	4.5	10.0	15.0	10.0	10.0	1.0	0.60			
ECQE6682□F( )	0.0068	12.0	4.9	10.0	15.0	10.0	10.0	1.0	0.60			
ECQE6822□F( )	0.0082	12.0	4.5	10.0	15.0	10.0	10.0	1.0	0.60			
ECQE6103□F( )	0.010	12.0	4.5	7.5	12.5	10.0	10.0	1.0	0.60			
ECQE6123□F( )	0.012	12.0	4.5	7.8	12.8	10.0	10.0	1.0	0.60			
ECQE6153□F( )	0.015	12.0	5.0	8.2	13.2	10.0	10.0	1.0	0.60			
ECQE6183□F( )	0.018	12.0	4.9	10.0	15.0	10.0	10.0	1.0	0.60			
ECQE6223□F( )	0.022	12.0	5.3	10.5	15.5	10.0	10.0	1.0	0.60			
ECQE6273□F( )	0.027	12.0	5.5	10.9	15.9	10.0	10.0	1.0	0.60			
ECQE6333□F( )	0.033	12.0	6.0	11.9	16.9	10.0	10.0	1.0	0.60	500		
ECQE6393□F( )	0.039	12.0	6.0	13.4	18.4	10.0	10.0	1.0	0.60	—	1000	
ECQE6473□F( )	0.047	12.0	6.5	13.5	18.5	10.0	10.0	1.0	0.60			
ECQE6563□F( )	0.056	18.5	5.4	10.5	15.5	15.0	10.0	1.0	0.60		500	500
ECQE6683□F( )	0.068	18.5	5.8	11.0	16.0	15.0	10.0	1.0	0.60			
ECQE6823□F( )	0.082	18.5	6.5	12.0	17.0	15.0	10.0	1.0	0.60			
ECQE6104□F( )	0.10	18.5	6.3	14.0	19.0	15.0	10.0	1.0	0.60			
ECQE6124□F( )	0.12	18.5	6.3	14.5	19.5	15.0	10.0	1.0	0.80			
ECQE6154□F( )	0.15	18.5	7.5	15.4	20.4	15.0	10.0	1.0	0.80			400
ECQE6184□F( )	0.18	18.5	8.0	16.0	21.0	15.0	10.0	1.0	0.80			
ECQE6224□F( )	0.22	18.5	9.0	16.5	21.5	15.0	10.0	1.0	0.80		400	300
ECQE6274□F( )	0.27	26.0	7.0	16.5	21.5	22.5	15.0	1.0	0.80		—	—
ECQE6334□F( )	0.33	26.0	7.8	17.0	22.0	22.5	15.0	1.0	0.80			
ECQE6394□F( )	0.39	26.0	8.5	17.9	22.9	22.5	15.0	1.0	0.80			
ECQE6474□F( )	0.47	26.0	9.3	18.5	23.5	22.5	15.0	1.0	0.80			
ECQE6564□F( )	0.56	26.0	10.0	20.0	25.0	22.5	15.0	1.5	0.80			
ECQE6684□F( )	0.68	26.0	11.5	21.0	26.0	22.5	15.0	1.5	0.80			
ECQE6824□F( )	0.82	31.0	11.3	20.5	25.5	27.5	22.5	1.5	0.80			
ECQE6105□F( )	1.0	31.0	12.5	21.9	26.9	27.5	22.5	1.5	0.80			
ECQE6125□F( )	1.2	31.0	13.5	23.0	28.0	27.5	22.5	1.5	0.80			
ECQE6155□F( )	1.5	31.0	15.3	24.7	29.7	27.5	22.5	1.5	0.80			
ECQE6185□F( )	1.8	31.0	16.8	27.0	32.0	27.5	22.5	1.5	0.80			
ECQE6225□F( )	2.2	31.0	19.5	29.0	34.0	27.5	22.5	1.5	0.80			

Suffix for lead crimped or taped type.

Cap. tol. code

Style N,style D:0.0010 μF to 0.047 μF
Style T,style B:0.056 μF to 2.2 μF

Design, Specifications are subject to change without notice. Ask factory for technical specifications before purchase and/or use.
Whenever a doubt about safety arises from this product, please inform us immediately for technical consultation without fail.

Downloaded from Elcodis.com electronic components distributor

■Rating, Dimensions & Quantity/Ammo Box

●Rated voltage : 1000 VDC, Note) 125 VAC, Capacitance tolerance : ±5 %(J), ±10 %(K)

Part No.	Cap. (μF)	Dimensions (mm)								Quantity
		L max.	T max.	H max.		F	S	G max.	ød	Ammo 7.5 mm
				Straight	Crimped lead	Straight	Crimped lead	Straight		
ECQE10102□F( )	0.0010	15.5	6.0	11.0	16.0	12.5	10.0	1.0	0.60	500
ECQE10122□F( )	0.0012	15.5	6.0	11.0	16.0	12.5	10.0	1.0	0.60	
ECQE10152□F( )	0.0015	15.5	6.0	11.0	16.0	12.5	10.0	1.0	0.60	
ECQE10182□F( )	0.0018	15.5	6.0	11.0	16.0	12.5	10.0	1.0	0.60	
ECQE10222□F( )	0.0022	15.5	6.0	11.5	16.5	12.5	10.0	1.0	0.60	
ECQE10272□F( )	0.0027	15.5	6.5	12.0	17.0	12.5	10.0	1.0	0.60	
ECQE10332□F( )	0.0033	15.5	6.0	11.5	16.5	12.5	10.0	1.0	0.60	
ECQE10392□F( )	0.0039	15.5	6.5	12.0	17.0	12.5	10.0	1.0	0.60	
ECQE10472□F( )	0.0047	15.5	7.0	12.5	17.5	12.5	10.0	1.0	0.60	
ECQE10562□F( )	0.0056	15.5	7.5	13.0	18.0	12.5	10.0	1.0	0.60	400
ECQE10682□F( )	0.0068	15.5	7.0	12.5	17.5	12.5	10.0	1.0	0.60	500
ECQE10822□F( )	0.0082	15.5	6.5	12.0	17.0	12.5	12.5	1.0	0.60	
ECQE10103□F( )	0.010	15.5	6.0	11.0	16.0	12.5	12.5	1.0	0.60	
ECQE10123□F( )	0.012	15.5	6.0	12.0	17.0	12.5	12.5	1.0	0.60	
ECQE10153□F( )	0.015	15.5	7.0	12.5	17.5	12.5	12.5	1.0	0.60	
ECQE10183□F( )	0.018	15.5	7.5	13.0	20.0	12.5	12.5	1.0	0.80	400
ECQE10223□F( )	0.022	15.5	7.5	15.5	22.5	12.5	12.5	1.0	0.80	
ECQE10273□F( )	0.027	21.0	6.0	13.0	18.0	17.5	12.5	1.0	0.80	500
ECQE10333□F( )	0.033	21.0	6.5	14.0	19.0	17.5	12.5	1.0	0.80	
ECQE10393□F( )	0.039	21.0	7.0	14.5	19.5	17.5	12.5	1.0	0.80	
ECQE10473□F( )	0.047	21.0	7.5	15.5	20.5	17.5	12.5	1.0	0.80	400
ECQE10563□F( )	0.056	21.0	7.5	17.0	22.0	17.5	12.5	1.0	0.80	
ECQE10683□F( )	0.068	21.0	8.5	18.0	23.0	17.5	12.5	1.0	0.80	
ECQE10823□F( )	0.082	21.0	9.0	18.5	23.5	17.5	12.5	1.0	0.80	300
ECQE10104□F( )	0.10	21.0	10.0	20.0	25.0	17.5	12.5	1.0	0.80	
ECQE10124□F( )	0.12	26.0	9.0	18.5	23.5	22.5	17.5	1.0	0.80	—
ECQE10154□F( )	0.15	26.0	10.0	20.0	25.0	22.5	17.5	1.5	0.80	
ECQE10184□F( )	0.18	26.0	10.5	22.0	27.0	22.5	17.5	1.5	0.80	
ECQE10224□F( )	0.22	26.0	12.0	23.0	28.0	22.5	17.5	1.5	0.80	

Suffix for lead crimped or taped type.
Cap. tol. code

Style D: 0.0010 μF to 0.022 μF
Style B: 0.027 μF to 0.22 μF

Note) This type has two rated voltage, one is DC rated voltage another is AC rated voltage..
DC rated voltage is 1000 V, AC rated voltage is 125 V.
Making for rated voltage is 「1000 V, 125 V ∿」

When capacitors use in secondary side of power source, and in case of applying voltage in altering current (50 Hz or 60 Hz sine wave) to a capacitor, please refer to the page of "Permissible voltage (R.M.S) in altering current corresponding to DC rated voltage".

When capacitors use in primary side of power source, the rated voltage is shown 125 VAC. Voltage to be applied to capacitors in only sine wave (50 Hz or 60 Hz).

AC rated capacitors complying with clause 1 of "Electrical Appliance and Material Safety Law". And not complying with clause 2 of "Electrical Appliance and Material Safety Law", in this case please use ECQUL type or ECQUG type

Downloaded from Elcodis.com electronic components distributor

■Rating, Dimensions & Quantity/Ammo Box

●Rated voltage : 1250 VDC, Note) 125 VAC, Capacitance tolerance : ±5 %(J), ±10 %(K)

Part No.	Cap. (μF)	Dimensions (mm)								Quantity
		L max.	T max.	H max.		F	S	G max.	ød	Ammo 7.5 mm
				Straight	Crimped lead	Straight	Crimped lead	Straight		
ECQE12102□F( )	0.0010	15.5	6.0	11.0	16.0	12.5	10.0	1.0	0.60	500
ECQE12122□F( )	0.0012	15.5	6.0	11.0	16.0	12.5	10.0	1.0	0.60	
ECQE12152□F( )	0.0015	15.5	6.0	11.0	16.0	12.5	10.0	1.0	0.60	
ECQE12182□F( )	0.0018	15.5	6.0	11.0	16.0	12.5	10.0	1.0	0.60	
ECQE12222□F( )	0.0022	15.5	6.0	11.5	16.5	12.5	10.0	1.0	0.60	
ECQE12272□F( )	0.0027	15.5	6.5	12.0	17.0	12.5	10.0	1.0	0.60	
ECQE12332□F( )	0.0033	15.5	6.0	11.5	16.5	12.5	10.0	1.0	0.60	
ECQE12392□F( )	0.0039	15.5	6.5	12.0	17.0	12.5	10.0	1.0	0.60	
ECQE12472□F( )	0.0047	15.5	7.0	12.5	17.5	12.5	10.0	1.0	0.60	
ECQE12562□F( )	0.0056	15.5	7.5	13.0	18.0	12.5	10.0	1.0	0.60	400
ECQE12682□F( )	0.0068	15.5	7.5	15.0	20.0	12.5	10.0	1.0	0.60	
ECQE12822□F( )	0.0082	21.0	5.0	12.0	17.0	17.5	12.5	1.0	0.60	500
ECQE12103□F( )	0.010	21.0	5.0	12.5	17.5	17.5	12.5	1.0	0.60	
ECQE12123□F( )	0.012	21.0	5.5	13.0	18.0	17.5	12.5	1.0	0.60	
ECQE12153□F( )	0.015	21.0	6.0	13.5	18.5	17.5	12.5	1.0	0.60	
ECQE12183□F( )	0.018	21.0	6.5	14.5	19.5	17.5	12.5	1.0	0.80	
ECQE12223□F( )	0.022	21.0	7.0	15.0	20.0	17.5	12.5	1.0	0.80	
ECQE12273□F( )	0.027	26.0	6.0	15.5	20.5	22.5	17.5	1.0	0.80	
ECQE12333□F( )	0.033	26.0	6.5	16.0	21.0	22.5	17.5	1.0	0.80	
ECQE12393□F( )	0.039	26.0	7.0	16.5	21.5	22.5	17.5	1.0	0.80	
ECQE12473□F( )	0.047	26.0	8.0	17.0	22.0	22.5	17.5	1.0	0.80	
ECQE12563□F( )	0.056	31.0	7.5	17.0	22.0	27.5	22.5	1.0	0.80	
ECQE12683□F( )	0.068	31.0	8.0	17.5	22.5	27.5	22.5	1.0	0.80	
ECQE12823□F( )	0.082	31.0	9.0	18.5	23.5	27.5	22.5	1.0	0.80	
ECQE12104□F( )	0.10	31.0	10.0	19.5	24.5	27.5	22.5	1.0	0.80	
ECQE12124□F( )	0.12	31.0	11.5	20.5	25.5	27.5	22.5	1.5	0.80	
ECQE12154□F( )	0.15	31.0	12.0	23.0	28.0	27.5	22.5	1.5	0.80	
ECQE12184□F( )	0.18	31.0	13.0	24.5	29.5	27.5	22.5	1.5	0.80	
ECQE12224□F( )	0.22	31.0	14.5	26.5	31.5	27.5	22.5	1.5	0.80	

Suffix for lead crimped or taped type.
Cap. tol. code

Style D: 0.0010 μF to 0.0068 μF
Style B: 0.0082 μF to 0.22 μF

Note) This type has two rated voltage, one is DC rated voltage another is AC rated voltage..
DC rated voltage is 1250 V, AC rated voltage is 125 V.
Making for rated voltage is 「1250 V, 125 V ∿」

When capacitors use in secondary side of power source, and in case of applying voltage in altering current (50 Hz or 60 Hz sine wave) to a capacitor, please refer to the page of "Permissible voltage (R.M.S) in altering current corresponding to DC rated voltage".

When capacitors use in primary side of power source, the rated voltage is shown 125 VAC. Voltage to be applied to capacitors in only sine wave (50 Hz or 60 Hz).

AC rated capacitors complying with clause 1 of "Electrical Appliance and Material Safety Law". And not complying with clause 2 of "Electrical Appliance and Material Safety Law", in this case please use ECQUL type or ECQUG type

Downloaded from Elcodis.com electronic components distributor

■Rating, Dimensions & Quantity/Ammo Box

●Rated voltage : 125 VAC, Capacitance tolerance : ±5 %(J), ±10 %(K)
Noise suppression Capacitors (Across-the-line)

Part No.	Cap. (μF)	Dimensions (mm)								Quantity		
		L max.	T max.	H max.		F	S	G max.	φd	Standard 5 mm	Odd size 5 mm	Odd size 7.5 mm
				Straight	Crimped lead	Straight	Crimped lead	Straight				
ECQE1A103□F( )	0.010	10.5	4.5	7.5	12.5	7.5	7.5	1.0	0.60	1000	—	1000
ECQE1A123□F( )	0.012	10.5	4.4	7.5	12.5	7.5	7.5	1.0	0.60			
ECQE1A153□F( )	0.015	10.5	4.4	7.5	12.5	7.5	7.5	1.0	0.60			
ECQE1A183□F( )	0.018	10.5	4.4	7.5	12.5	7.5	7.5	1.0	0.60			
ECQE1A223□F( )	0.022	10.5	4.4	7.5	12.5	7.5	7.5	1.0	0.60			
ECQE1A273□F( )	0.027	10.5	4.4	7.5	12.5	7.5	7.5	1.0	0.60			
ECQE1A333□F( )	0.033	10.5	4.5	7.8	12.8	7.5	7.5	1.0	0.60			
ECQE1A393□F( )	0.039	10.5	4.5	7.8	12.8	7.5	7.5	1.0	0.60			
ECQE1A473□F( )	0.047	10.5	5.5	8.0	13.0	7.5	7.5	1.0	0.60	500		
ECQE1A563□F( )	0.056	10.5	5.9	8.5	13.5	7.5	7.5	1.0	0.60			
ECQE1A683□F( )	0.068	10.5	6.3	9.4	14.4	7.5	7.5	1.0	0.60			
ECQE1A823□F( )	0.082	10.5	6.5	9.8	14.8	7.5	7.5	1.0	0.60			
ECQE1A104□F( )	0.10	10.5	6.5	11.8	16.8	7.5	7.5	1.0	0.60			
ECQE1A124□F( )	0.12	12.5	5.9	11.5	16.5	10.0	10.0	1.0	0.60			
ECQE1A154□F( )	0.15	12.5	6.5	12.0	17.0	10.0	10.0	1.0	0.60			
ECQE1A184□F( )	0.18	12.5	7.0	12.5	17.5	10.0	10.0	1.0	0.60	—	500	
ECQE1A224□F( )	0.22	12.5	7.5	13.4	18.4	10.0	10.0	1.0	0.60			500
ECQE1A274□F( )	0.27	18.5	6.3	12.0	17.0	15.0	10.0	1.0	0.60		600	
ECQE1A334□F( )	0.33	18.5	6.9	12.5	17.5	15.0	10.0	1.0	0.60		500	
ECQE1A394□F( )	0.39	18.5	7.4	13.0	18.0	15.0	10.0	1.0	0.60			400
ECQE1A474□F( )	0.47	18.5	7.5	15.3	20.3	15.0	10.0	1.0	0.60			
ECQE1A564P( )( )	0.56	26.0	6.0	13.5	18.5	22.5	7.5	1.0	0.80		—	500
ECQE1A684P( )( )	0.68	26.0	6.5	14.5	19.5	22.5	7.5	1.0	0.80			
ECQE1A824P( )( )	0.82	26.0	7.0	15.0	20.0	22.5	7.5	1.0	0.80			400
ECQE1A105P( )( )	1.0	26.0	8.0	15.5	20.5	22.5	7.5	1.0	0.80			
ECQE1A125P( )( )	1.2	26.0	8.5	16.5	21.5	22.5	7.5	1.0	0.80			300
ECQE1A155P( )( )	1.5	26.0	9.5	17.5	22.5	22.5	7.5	1.0	0.80			
ECQE1A185P( )( )	1.8	26.0	10.5	18.0	23.0	22.5	7.5	1.5	0.80			200
ECQE1A225P( )( )	2.2	26.0	12.0	20.0	25.0	22.5	7.5	1.5	0.80			

□F( )
Suffix for lead crimped or taped type.
Cap. tol. code

Style N,style D:0.010 μF to 0.22 μF
Style T,style B:0.27 μF to 0.47 μF

❊Please consult us about Crimed lead type of 0.56 μF to 2.2 μF.

Notice for AC rated

AC rated capacitors complying with clause 1 of "Electrical Appliance and Material Safety Law".
As for clause 2 of "Electrical Appliance and Material Safety Law", please use ECQUL type or ECQUG type.

When using these capacitors as a across-the-line capacitor, it shall be required to follow either item 1. or item 2. condition.

1. Capacitor shall be connected in parallel with varistor (Specified varistor voltage in table 1.)
2. Voltage applied for capacitor shall not exceed other than specified in table 1, when using these capacitors.

Table 1

Cap. Rated Voltage	Varistor voltage	Pulse voltage
125 VAC	250 V	250 V_{0-P}

Downloaded from Elcodis.com electronic components distributor

● Rated voltage : 250 VAC, Capacitance tolerance : ±5 %(J), ±10 %(K)
Noise suppression Capacitors (Across-the-line)

Part No.	Cap. (μF)	Dimensions (mm)								Quantity	
		L max.	T max.	H max.		F	S	G max.	φd	Standard 5 mm	Odd size 7.5 mm
				Straight	Crimped lead	Straight	Crimped lead	Straight			
ECQE2A103□F( )	0.010	12.5	5.5	10.8	15.8	10.0	10.0	1.0	0.60	500	1000
ECQE2A123□F( )	0.012	12.5	6.0	11.5	16.5	10.0	10.0	1.0	0.60		
ECQE2A153□F( )	0.015	12.5	6.3	9.9	14.9	10.0	10.0	1.0	0.60		
ECQE2A183□F( )	0.018	12.5	6.0	11.9	16.9	10.0	10.0	1.0	0.60		
ECQE2A223□F( )	0.022	12.5	6.0	11.5	16.5	10.0	10.0	1.0	0.60		
ECQE2A273□F( )	0.027	12.5	5.5	10.9	15.9	10.0	10.0	1.0	0.60		
ECQE2A333□F( )	0.033	12.5	6.0	11.9	16.9	10.0	10.0	1.0	0.60		
ECQE2A393□F( )	0.039	12.5	6.0	13.4	18.4	10.0	10.0	1.0	0.60	—	
ECQE2A473□F( )	0.047	12.5	6.5	14.4	19.4	10.0	10.0	1.0	0.60		
ECQE2A563□F( )	0.056	18.5	5.4	10.5	15.5	15.0	10.0	1.0	0.60		500
ECQE2A683□F( )	0.068	18.5	5.8	11.0	16.0	15.0	10.0	1.0	0.60		
ECQE2A823□F( )	0.082	18.5	6.3	12.0	17.0	15.0	10.0	1.0	0.60		
ECQE2A104□F( )	0.10	18.5	6.3	14.0	19.0	15.0	10.0	1.0	0.60		
ECQE2A124□F( )	0.12	18.5	6.8	14.5	19.5	15.0	10.0	1.0	0.80		
ECQE2A154□F( )	0.15	18.5	7.5	15.4	20.4	15.0	10.0	1.0	0.80		400
ECQE2A184□F( )	0.18	18.5	8.0	16.0	21.0	15.0	10.0	1.0	0.80		
ECQE2A224□F( )	0.22	18.5	9.0	16.9	21.9	15.0	10.0	1.0	0.80		300
ECQE2A274□F( )	0.27	26.0	7.0	16.5	21.5	22.5	15.0	1.0	0.80		—
ECQE2A334□F( )	0.33	26.0	7.8	17.0	22.0	22.5	15.0	1.0	0.80		
ECQE2A394□F( )	0.39	26.0	8.5	17.9	22.9	22.5	15.0	1.0	0.80		
ECQE2A474□F( )	0.47	26.0	9.3	18.5	23.5	22.5	15.0	1.0	0.80		
ECQE2A564P( )( )	0.56	26.0	10.0	20.0	—	22.5	—	1.0	0.80		
ECQE2A684P( )( )	0.68	26.0	11.5	21.0	—	22.5	—	1.0	0.80		
ECQE2A824P( )( )	0.82	26.0	13.0	22.5	—	22.5	—	1.0	0.80		—
ECQE2A105P( )( )	1.0	31.0	12.5	21.9	—	27.5	—	1.5	0.80		
ECQE2A125P( )( )	1.2	31.0	13.5	23.0	—	27.5	—	1.5	0.80		
ECQE2A155P( )( )	1.5	31.0	15.3	24.7	—	27.5	—	1.5	0.80		
ECQE2A185P( )( )	1.8	31.0	16.8	27.0	—	27.5	—	1.5	0.80		
ECQE2A225P( )( )	2.2	31.0	19.5	29.0	—	27.5	—	1.5	0.80		

□F( )
Suffix for lead crimped or taped type.
Cap. tol. code

Style D:0.010 μF to 0.047 μF
Style B:0.056 μF to 0.47 μF

❇Please consult us about Crimed lead type of 0.56 μF to 2.2 μF.

Notice for AC rated

AC rated capacitors complying with clause 1 of "Electrical Appliance and Material Safety Law".
As for clause 2 of "Electrical Appliance and Material Safety Law", please use ECQUL type or ECQUG type.

When using these capacitors as a across-the-line capacitor, it shall be required to follow either item 1. or item 2. condition.

1. Capacitor shall be connected in parallel with varistor (Specified varistor voltage in table 1.)
2. Voltage applied for capacitor shall not exceed other than specified in table 1, when using these capacitors.

Table 1

Cap. Rated Voltage	Varistor voltage	Pulse voltage
250 VAC	470 V	630 V_{0-P}

Downloaded from Elcodis.com electronic components distributor