


Features

- Patented Snale® form provides high retention and rigidity.
- Low insertion force allows easy hand assembly.
- Serrated outline inhibits rotation.
- For use with 1.02 mm (0.040") and 1.27 mm (0.050") diameter holes.
- Available in a wide range of styles and finishes for differing applications.

Application

- Self retaining interference fit pin for single and double sided printed circuit boards and chassis.



Snale Pins

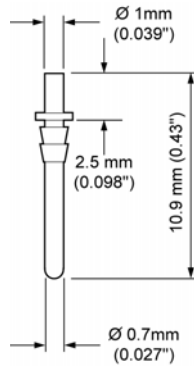
The use of Snale Pins has been widely established in the commercial and military electronics market worldwide as the definitive terminal pin for use with non-plated through hole PCB's and chassis.

The knurled and barbed retention mechanism gives a low insertion force, high retention and non-rotation fit ensuring rigidity with ease of assembly. The snale Pin range is available in a variety of lengths and diameters to suit applications such as multiway pin headers on aircraft engine control systems, as pins in connectors and lead-through terminals and solder posts on flow meters.

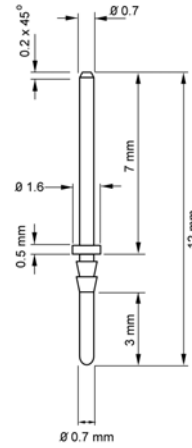
They are available in standard Tin Lead and Gold finishes with others available on request. Bespoke styles are also available due to our in-house high precision machining capabilities.

Prefix: SN/040/-
Mounting Hole Diameter: 1.02 mm ± 0.04 mm (0.040" ± 0.0016")
Board Thickness: 0.8 mm (0.031") min.
Hole Diameter (Copper clad paper phenolic, 1.6 mm (0.063") thick): 1.05 mm (0.0415"), 1.02 mm (0.040"), 0.98 mm (0.0385")
Retention Force (kg): 5, 6, 8

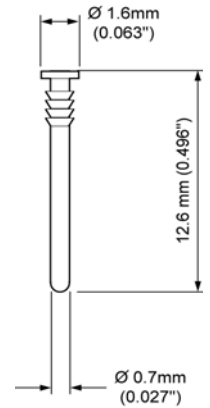
SN/040/- Series



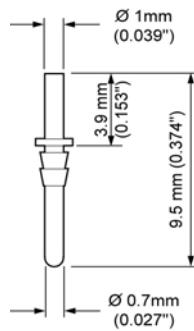
SN/040/LTU



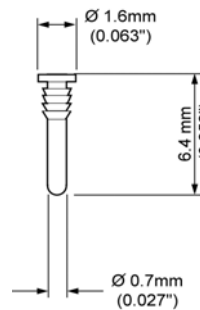
SN/040/LT/BA



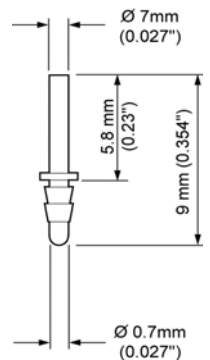
SN/040/RPL



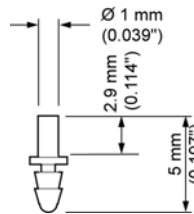
SN/040/LT



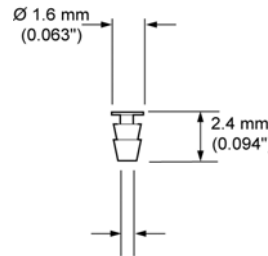
SN/040/RP



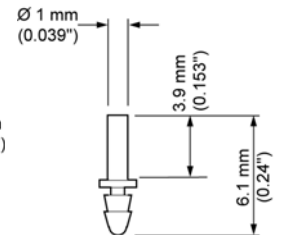
SN/040/LT/D



SN/040/SO/PG



SN/040/RP/H



SN/040/SO

Prefix: SN/050/-

Mounting Hole Diameter:

1.31 mm ± 0.06 mm
(0.052" ± 0.002")

Board Thickness:

0.8 mm (0.031") min.

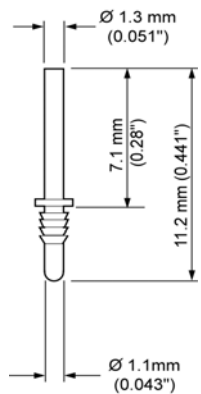
Hole Diameter (Copper clad paper phenolic, 1.6 mm (0.063") thick):

1.32 mm (0.052"), 1.30 mm (0.051"),
1.25 mm (0.049")

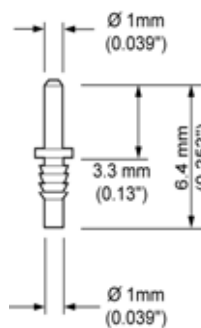
Retention Force (kg):

4, 5, 6

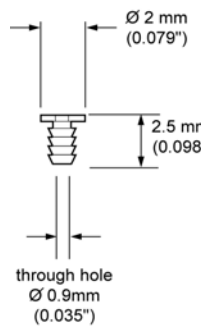
SN/050/- Series



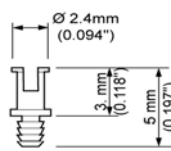
SN/050/L



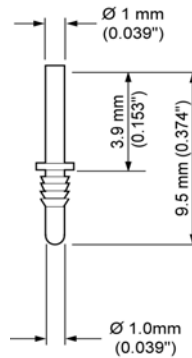
SN/050/PG



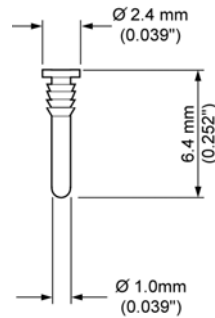
SN/050/RP/H



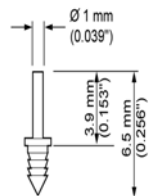
SN/050/T



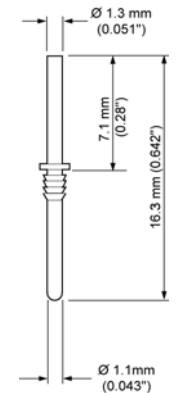
SN/050/LT



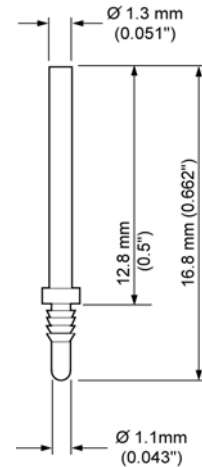
SN/050/RP



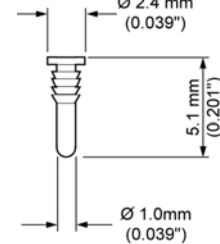
SN/050/SO



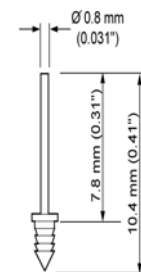
SN/050/XL



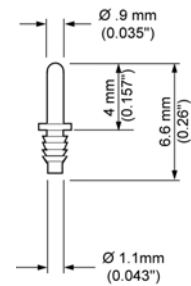
SN/050/LC



SN/050/RP/BA



SN/050/SO/LP



SN/050/30P

Materials

Pin/Contacts	Brass	
Finishes		
Pin/Contacts	Snale Snaplox Snale	Tin Lead Palladium
Socket	Option	Silver Gold

Characteristics

Contact Resistance	< 2 mOhms (SN/050/30P-30LS/093) < 10 mOhms (Snaplox Snales)
Solderability	Exceeds Requirements of BS 2011 (IEC 68) Test T

Assembly Tools

Component Type Number	Tool Number
SN/040/LT-	AT1/10
SN/040/RP-	AT1/13
SN/040/RP/H	AT2/03/A
SN/040/SO	AT1/10
050/-	AT1/09
SN/050/30P	AT1/18
SN/050/L	AT1/11
SN/050/LT	AT1/10
SN/050/L/C	AT1/02
SN/050/PG	AT1/05
SN/050/RP	AT1/12
SN/050/RP-	AT1/01
SN/050/RP/H	AT2/02/A
SN/050/SO/-	AT1/10
SN/050/T	AT1/06
SN/050/XL	AT1/11
30LS/093	AT1/01 ATS 2/08
LS/B2/156	AT2/01 ATS 3/05

Mounting Details

Prefix No	Mounting Hole Diameter	Typical Retention Force (Kg)	Board Thickness
SN/050/-	1.32 mm (0.052")	4	0.8 mm (0.031") min.
	1.30 mm (0.051")	5	
	1.25 mm (0.049")	6	
SN/040/-	1.05 mm (0.0415")	5	0.8 mm (0.031") min.
	1.02 mm (0.040")	6	
	0.98 mm (0.0385")	8	