
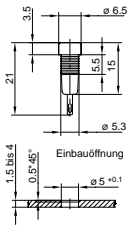

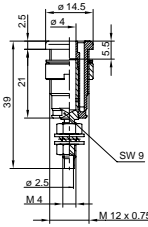

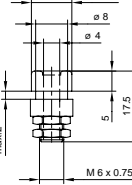

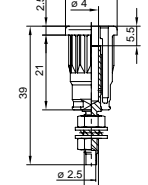

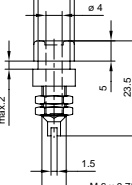

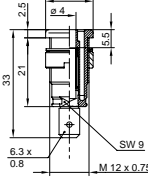

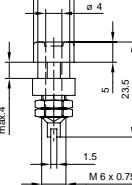

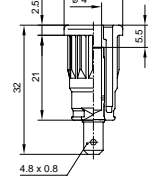

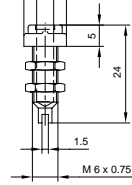

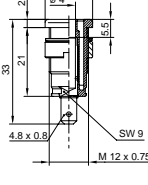


*System Article type	Technical Data	Order no. Colour	*System Article type	Technical Data	Order no. Colour
②  MBI 2 	6 A press-fit sleeve	973 642-100 ● 973 642-101 ●	○  SEB 2600 G M4 	32 A screw connection, M4, solder	972 354-100 ● 972 354-101 ● 972 354-102 ● 972 354-103 ● 972 354-104 ● 972 354-188 ●
④  BI 20 	max. 32 A opening for installation ø 8 mm	930 164-100 ● 930 164-101 ●	○  SEP 2600-G M4 	32 A screw connection, M4, solder, press-fit sleeve	972 360-100 ● 972 360-101 ● 972 360-102 ● 972 360-103 ● 972 360-104 ● 972 360-188 ●
④  BIL 20 	max. 32 A opening for installation ø 8 mm	930 176-100 ● 930 176-101 ● 930 176-102 ● 930 176-103 ● 930 176-104 ● 930 176-107 ○	○  SEB 2610 F4,8 	24 A 4.8 x 0.8, tab connector	972 355-100 ● 972 355-101 ● 972 355-102 ● 972 355-103 ● 972 355-104 ● 972 355-188 ●
④  BIL 30 	max. 32 A opening for installation ø 8 mm	930 166-100 ● 930 166-101 ●	○  SEP 2610-F4,8 	24 A press-fit sleeve, tab connector 4.8 x 0.8	972 361-100 ● 972 361-101 ● 972 361-102 ● 972 361-103 ● 972 361-104 ● 972 361-188 ●
④  BUG 10 	max. 32 A opening for installation ø 6 mm	930 175-100 ● 930 175-101 ● 930 175-102 ● 930 175-103 ● 930 175-104 ●	○  SEB 2620 F6,3 	32 A 6.3 x 0.8, tab connector	972 356-100 ● 972 356-101 ● 972 356-102 ● 972 356-103 ● 972 356-104 ● 972 356-188 ●

\* System: ⑥4 = 0.64 mm system / ② ≙ 2 mm system / ④ ≙ 4 mm system / ○ ≙ 4 mm safety system / Ⓢ ≙ 4 mm sliding sleeve system

