


## TERMINALS (MINIATURE CONDUCTOR RANGE)

**INSULATED** Conductor Size: Yellow 0.2–0.5 sq.mm  
Single Strand: 0.35–0.7mm

### RING

YELLOW  
NYLON




| Part Number       | d   | D   | L    | Stud Size mm |
|-------------------|-----|-----|------|--------------|
| <b>DNR 05-2</b>   | 2.2 | 5.0 | 16.5 | 2.0          |
| <b>DNR 05-2.7</b> | 2.7 | 5.0 | 16.5 | 2.5          |
| <b>DNR 05-3</b>   | 3.2 | 5.0 | 16.5 | 3.0          |
| <b>DNR 05-3.7</b> | 3.7 | 6.0 | 19.0 | 3.5          |
| <b>DNR 05-4</b>   | 4.3 | 6.5 | 19.3 | 4.0          |
| <b>DNR 05-5</b>   | 5.3 | 8.0 | 20.0 | 5.0          |

Suitable crimping tool:-  
DHCR10 (Insulated)

### FORK

YELLOW  
NYLON



| Part Number       | d   | D   | L    | Stud Size mm |
|-------------------|-----|-----|------|--------------|
| <b>DNF 05-2</b>   | 2.2 | 5.0 | 14.5 | 2.0          |
| <b>DNF 05-3</b>   | 3.2 | 5.0 | 14.5 | 3.0          |
| <b>DNF 05-3.7</b> | 3.7 | 6.0 | 18.0 | 3.5          |
| <b>DNF 05-4</b>   | 4.3 | 6.5 | 18.3 | 4.0          |
| <b>DNF 05-5</b>   | 5.3 | 8.0 | 19.0 | 5.0          |

### FEMALE PUSH-ON

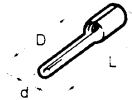
YELLOW  
NYLON



| Part Number          | Conductor Size mm <sup>2</sup> | To Suit mm |
|----------------------|--------------------------------|------------|
| <b>DNPO 05-2.8F5</b> | 0.2–0.5                        | 2.8 x 0.5  |
| <b>DNPO 05-2.8F8</b> | 0.2–0.5                        | 2.8 x 0.8  |

### PIN

YELLOW  
NYLON



| Part Number     | d   | D   | L    |
|-----------------|-----|-----|------|
| <b>DNP 05-9</b> | 1.4 | 9.0 | 18.0 |

### BUTT

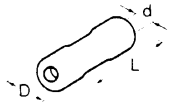
YELLOW  
NYLON



| Part Number    | d   | D   | L    |
|----------------|-----|-----|------|
| <b>DNBC 05</b> | 1.3 | 3.3 | 20.0 |

### PARALLEL

YELLOW  
NYLON



| Part Number    | d   | D   | L    |
|----------------|-----|-----|------|
| <b>DNPC 05</b> | 1.3 | 3.3 | 13.0 |


## NON-INSULATED

### RING



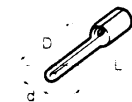
| Part Number      | d   | D   | L    | Stud Size mm |
|------------------|-----|-----|------|--------------|
| <b>DR 05-2</b>   | 2.7 | 5.0 | 12.0 | 2.0          |
| <b>DR 05-2.7</b> | 2.7 | 5.0 | 12.0 | 2.5          |
| <b>DR 05-3</b>   | 3.2 | 5.0 | 12.0 | 3.0          |
| <b>DR 05-3.7</b> | 3.7 | 6.0 | 15.0 | 3.5          |
| <b>DR 05-4</b>   | 4.3 | 6.5 | 15.3 | 4.0          |
| <b>DR 05-5</b>   | 5.3 | 8.0 | 17.0 | 5.0          |

### FORK



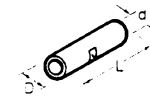
| Part Number      | d   | D   | L    | Stud Size mm |
|------------------|-----|-----|------|--------------|
| <b>DF 05-2</b>   | 2.2 | 5.0 | 12.0 | 2.0          |
| <b>DF 05-3</b>   | 3.2 | 5.0 | 12.0 | 3.0          |
| <b>DF 05-3.7</b> | 3.7 | 6.0 | 12.0 | 3.5          |
| <b>DF 05-4</b>   | 4.3 | 6.5 | 14.0 | 4.0          |
| <b>DF 05-5</b>   | 5.3 | 8.0 | 16.0 | 5.0          |

### PIN



| Part Number    | d   | D   | L    |
|----------------|-----|-----|------|
| <b>DP 05-9</b> | 1.4 | 9.0 | 14.0 |

### BUTT



| Part Number   | d   | D   | L    |
|---------------|-----|-----|------|
| <b>DBC 05</b> | 1.3 | 2.2 | 12.0 |

### PARALLEL



| Part Number   | d   | D   | L   |
|---------------|-----|-----|-----|
| <b>DPC 05</b> | 1.3 | 2.2 | 5.0 |