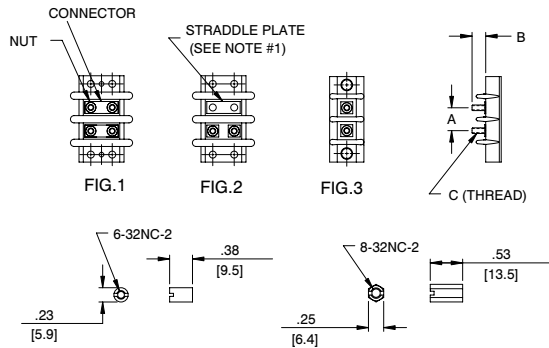


Terminal Block Accessories

Kulka® Stud and Turret Terminal Blocks

Threaded Stud

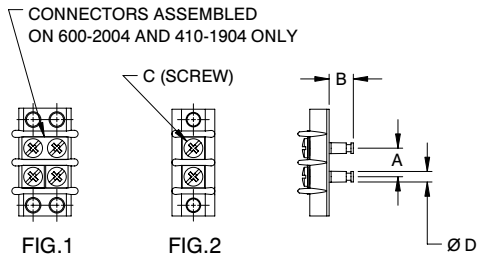


Catalog #	Figure	A	B	C
599 GP 2002 XX	FIG 3	0.38	0.34	6-32 NC
600A GP 2002 XX	FIG 2	0.38	0.38	6-32 NC
601 GP 2102 XX	FIG 2	0.44	0.44	6-32 NC
602 GP 2202 XX	FIG 2	0.56	0.50	8-32 NC
603 GP 2302 XX	FIG 1	0.69	0.50	10-32 NF
604 GP 2402 XX	FIG 1	0.88	0.44	10-32 NF
605 GP 2502 XX	FIG 1	1.13	0.75	1/4-28 NF
699 GP 2102 XX	FIG 3	0.44	0.44	6-32 NC
812 GP 2202 XX	FIG 3	0.56	0.50	8-32 NC

NOTE 1: Standard with block, but packed separately
 NOTE 2: 604 and 605 nuts are part of the assembly.
 Additional nuts (one per stud) are supplied in bulk.

XX = # of terminals

Screw Terminal with Feed-Thru Solder Terminal

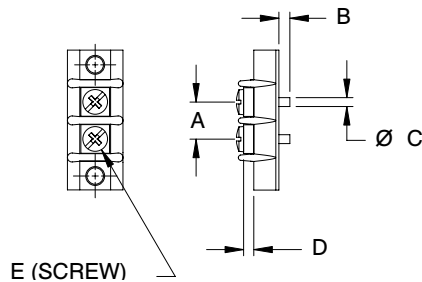


Catalog #	Figure	A	B	C	D
411 GP 1904 XX	FIG 2	0.25	0.28	2-56 NC X .19	0.11
599 GP 2004 XX	FIG 2	0.38	0.31	5-40 NC X .25	0.14
600 GP 2004 XX	FIG 1	0.38	0.31	5-40 NC X .25	0.14
601 GP 2104 XX	FIG 1	0.44	0.38	6-32 NC X .25	0.13
699 GP 2104 XX	FIG 2	0.44	0.38	6-32 NC X .25	0.13
812 GP 2204 XX	FIG 2	0.56	0.44	8-32 NC X .25	0.14

To ensure solderability, use within six (6) months.

XX = # of terminals

Screw Terminal with Solder Pin for Printed Circuit Board Connection

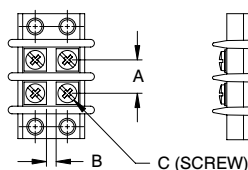


Catalog #	A	B	C	D	E
599 GP 2020 XX	0.38	0.13	0.09	0.09	5-40 NC X .19
599 GP 2021 XX	0.38	0.13	0.09	0.03	5-40 NC X .19
699 GP 2120 XX	0.44	0.19	0.09	0.04	6-32 NC X .25
699 GP 2121 XX	0.44	0.20	0.06	0.04	6-32 NC X .25

To ensure solderability, use within six (6) months.

XX = # of terminals

Individual Screw Terminals



Catalog #	A	B	C
601 GP 2108 XX	0.44	0.09	6-32 NC X .25

XX = # of terminals