


Socket connectors with leaf spring connection

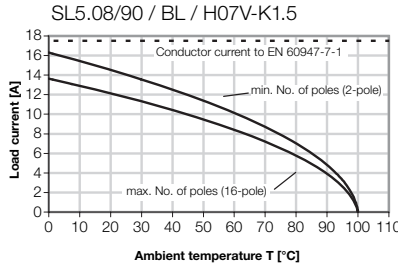
BL 5.08
BL 5.00



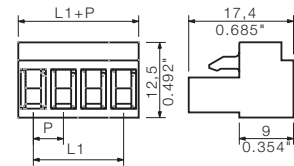
Socket connectors with leaf spring connection for conductor connection with straight outlet. The socket connectors provide space for labelling and can be coded. Packed in cardboard box.

- 0.2 - 1.5 mm² (IEC) / 26 - 14 AWG (UL)
- 400 V (IEC) / 300 V (UL)
- 14 A (IEC) / 10 A (UL)

Derating curve



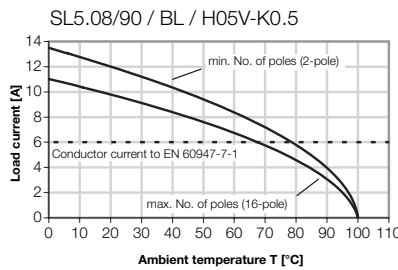
BL 5.08
BL 5.00



Technical data

Rated data to IEC 60664-1 / IEC 61984			
Clamping range, max.	mm ²	0.13...2.08	
Solid H05(07) V-U	mm ²	0.2...1.5	
Stranded H07 V-R	mm ²		
Flexible H05(07) V-K	mm ²	0.2...1.5	
Flexible with ferrule	mm ²	0.2...1.5	
Ferrule with plastic collar	mm ²	0.2...1	
Stripping length	mm	6	
Screwdriver blade	mm	0.6 x 3.5	
according to norm		DIN 5264	
Tightening torque range	Nm	0.4...0.5	
Rated current at ambient temperature			
	A	20°C	40°C
		14	12
Overvoltage category			
		III	III II
Pollution severity			
		3	2 2
Rated voltage	V	250	320 400
Rated impulse voltage	kV	4	4 4
UL 1059 rated data			
		B	C D
Nominal voltage	V	300	300
Rated current	A	10	10
AWG conductor		26-14	
CSA C22.2 rated data			
		B	C D
Rated voltage	V	300	300
Rated current	A	10	10
AWG conductor		26-14	
Material data			
Type of insulating material		PA	
Flammability class acc. UL94		V-2	
Contact base material		CuSn	
Material of contact surface		tinned	

- Information**
- Additional colours on request
 - Gold-plated contact surfaces on request
 - Rated current related to rated cross-section and min. No. of poles.
 - Wire end ferrule without plastic collar to DIN 46228 pt 1
 - Wire end ferrule with plastic collar to DIN 46228 pt 4
 - P on drg. = pitch
 - Do not tighten screws when plugged in.
 - Rated data refer only to the component itself. Clearance and creepage distances to other components are to be designed in accordance with the relevant application standards.



Ordering data

Solder pin length				
Colour of plastic				
			orange	black
Pitch 5.08 mm				
Poles	L1 mm	(inch)	Qty.	Order No.
2	5.08	(0.200)	100	1716320000
3	10.16	(0.400)	100	1716330000
4	15.24	(0.600)	100	1716340000
5	20.32	(0.800)	50	1716350000
6	25.40	(1.000)	50	1716360000
7	30.48	(1.200)	50	1716370000
8	35.56	(1.400)	50	1716380000
9	40.64	(1.600)	50	1716390000
10	45.72	(1.800)	50	1716400000
11	50.80	(2.000)	50	1716410000
12	55.88	(2.200)	50	1716420000
13	60.96	(2.400)	50	1716430000
14	66.04	(2.600)	50	1716440000
15	71.12	(2.800)	50	1716450000
16	76.20	(3.000)	50	1716460000

Pitch 5.00 mm				
Poles	L1 mm	(inch)	Qty.	Order No.
2	5.00	(0.197)	100	1723110000
3	10.00	(0.394)	100	1723120000
4	15.00	(0.591)	100	1723130000
5	20.00	(0.787)	50	1723140000
6	25.00	(0.984)	50	1723150000
7	30.00	(1.181)	50	1723160000
8	35.00	(1.378)	50	1723170000
9	40.00	(1.575)	50	1723180000
10	45.00	(1.772)	50	1723190000
11	50.00	(1.969)	50	1723200000
12	55.00	(2.165)	50	1723210000
13	60.00	(2.362)	50	1723220000
14	65.00	(2.559)	50	1723230000
15	70.00	(2.756)	50	1723240000
16	75.00	(2.953)	50	1723250000

Accessories

Coding

See chapter accessories



Clip-in lugs

See chapter accessories

