



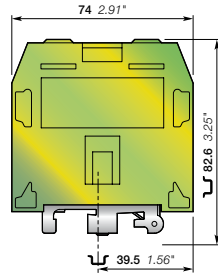
ZS70-PE Screw Clamp Terminal Block
Ground



70 mm²
00 AWG

22 mm 0,866 in Spacing

Features and Benefits



Reliable electrical and mechanical contact with the rail that exceeds the requirements of IEC 60947-7-2 terminal block standard.

3D CAD outline drawings available on "Control Product 3D" portal





Ordering Details	Type	Order Code	EAN Code	Pack ⁽¹⁾ (ing)	Weight g (1 pce)
Green-Yellow	ZS70-PE	1SNK 522 150 R0000	3472595221509	10	222.00

Declarations and Certificates		Document Part Number
CE	UE Directive	1SND 225 094 C1003
IEC CB	Third Party Certificate	1SND 161 035 A0200
RoHS	RoHS	1SND 230 491 F0203
Atex Declaration	Atex Declaration	1SND 225 085 C1003

Explosive Atmosphere: ATEX Classification	
Group Category	Protection Method
IM 2	Ex e: increased security
II 2GD *	
* in the presence of explosive dust atmosphere, terminal blocks are to be installed in certified enclosure II 2D	

General Information

The following information must be strictly adhered to in order to guarantee the terminal block electrical, mechanical and environmental performance.


Protection		IP 10	<i>NEMA 1</i>		
Rail		DIN3-TH35			
Wire stripping length		25 mm	<i>0.984 in</i>		
		Screw clamp		Screw rail contact (Maximum value)	
Operating tool		Allen Key			
		6 mm	<i>0.236 in</i>	4 mm	<i>0.158 in</i>
Torque		6.5 Nm ± 0.5 Nm	<i>57.5 lb.in</i> <i>± 4.4 lb.in</i>	2 Nm ± 0.5 Nm	<i>17.7 lb.in</i> <i>± 4.4 lb.in</i>
Mechanical endurance of disconnect system					

Material Specifications

Insulating material	Polyamide
IRC	600 V
Flammability	UL94
	NF F 16 101
	Needle flame test IEC 60695-11-5
	V0
	I2F2
	Compliant

Connecting capacity per clamp

1 Rigid conductor		16-95 mm²		<i>4-00 AWG</i>
1 Flexible conductor without ferrule		16-70 mm²		<i>4-00 AWG</i>
1 Flexible conductor with ferrule				

Ferrule maximum outer diameter		\varnothing Max.		
--------------------------------	---	--------------------	--	--

Multi Connecting capacity per clamp

2 Rigid conductors				
2 Flexible conductors without ferrule				
2 Flexible conductors with twin ferrule				

Don't mix **solid and flexible** conductors in the same clamp

Don't mix **solid or flexible** conductors of different sizes in the same clamp

The "Connecting capacity with ferrule " data is guaranteed with ABB crimping tool PS-3

Cross section

Rated cross section		70 mm²		<i>00 AWG</i>
Maximum Cross section	Manufacturer data	70 mm²	<i>Manufacturer data</i>	<i>00 AWG</i>

Gauge **B11 / 14 mm / 0.551 in / IEC 60947-7-1**

Electrical characteristics

Current

Rated current		IEC 60947-7-1	
	Field and factory wiring Cat.2	UL 1059	
	Factory wiring Cat.1	UL 1059	
		CSA-C-22.2 n° 158	
Rated short-time withstand current 1 s (I _{cw})			8400 A
Short-time withstand current	0.5 s	Manufacturer data	
	5 s	Manufacturer data	
	10 s	Manufacturer data	
	30 s	Manufacturer data	
	1 mn	Manufacturer data	
Rated short circuit withstand		CSA-C-22.2 n° 158	
Max. current (45° temperature increase) / Max. cross section (mm ²)		Manufacturer data	70 mm²
Maximum short circuit current (1s)		Manufacturer data	8400 A

Short Circuit Current Rating (SCCR) SA UL 1059 supplement

SCCR UL 1059

With the following configurations:

Maximum voltage	
Suitable conductor wire range	
Fuse rating	
Fuse designation	
Fuse manufacturer name	
Fuse type	
Short circuit current	

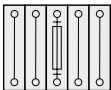
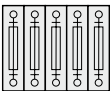
Voltage

Rated voltage	IEC 60947-1	
Rated voltage	UL 1059	
Use Group	UL 1059	C
Rated voltage	CSA-C-22.2 n° 158	
Rated voltage Ex e	IEC/EN 60079-11	
Rated impulse withstand voltage		8000 V
Dielectric test voltage		2200 V
Pollution degree	IEC 60947-1	3
Overvoltage category	IEC 60947-1	III

Dissipated power

Maximum dissipated power at rated current	IEC	
---	-----	--

Rated power dissipation at an ambient temperature of 23 °C - IEC 60947-7-3

Overload and short-circuit protection Separate arrangement	 1 fuse and 4 feed-through blocks	
Exclusive short-circuit protection Separate arrangement		
Overload and short-circuit protection Compound arrangement	 5 fuse blocks	
Exclusive short-circuit protection Compound arrangement		

Temperature range

Ambient temperature min/max	Storage		-55 +110 °C	<i>-67 +230 F</i>
	Installing		-5 +40 °C	<i>-23 +104 F</i>
	Service	IEC 60068-2-1	-55 +110 °C	<i>-67 +230 F</i>
		EN 60079-7	-55 +85 °C	

Current Derating curve for continuous service temperature

Environmental Characteristics

Additional climatic tests

Dry heat	Conditions	IEC 60068-2-2	Compliant	
		Temperature	+100 °C	
		Duration of test	96 h	
Cyclic damp heat	Conditions	IEC 60068-2-30	Compliant	
		Temperature	+55 °C	
		Number of cycles	2	
Cold	Conditions	IEC 60068-2-1	Compliant	
		Temperature	-40 °C	
		Duration of test	96 h	
Z/ABDM climatic sequence	Conditions	IEC 60068-2-61	Compliant	
		Dry heat Duration of test / Temperature	16 h	+85 °C
		Cyclic damp heat Number of cycles / Temperature	1	+55 °C
		Cold Duration of test / Temperature	2 h	-25 °C

Corrosion

Salt mist	Conditions	IEC 60068-2-11	Compliant	
		Duration of test	96 h	
		Concentration	5 %	
SO ₂	Conditions	ISO 6988	Compliant	
		Duration of test	48 h	
		Concentration	0.2 dm³	
Sulfur dioxide	Conditions	IEC 60068-2-42		
Hydrogen sulfur	Conditions	IEC 60068-2-43		
Flowing mixed gas corrosion test	Conditions	IEC 60068-2-60		
		Number of the test method		
		Duration of test		

Vibrations

Vibrations	Conditions	IEC 60068-2-6	Compliant			
		Frequency range	10-55 Hz			
		Number of cycles	10			
		Amplitude				
		Acceleration	10 m/s²			
Random vibrations and climatic sequence	Conditions	IEC 60068-2-64				
		Duration of test				
		Frequency range				
		Acceleration				
		Climatic cycles				
		Step 1 -> Temperature / Duration of test				
Step 2 -> Temperature / Duration of test						
		Temperature variation per minute				

ZS70-PE Terminal Block Accessories Compatibility

Description	Type	Order Code	Pack ^(ing) pieces	Weight g (1 pce)	Technical Datasheet PDF
1 End Stops	BAZH1	1SNK 900 102 R0000	20	23.90	1SNK 160 026 D0201
2 Terminal Block Markers	MC812	1SNK 160 000 R0000	22	0.09	1SNK 160 009 D0201
	UMH	1SNK 900 611 R0000	10	0.20	1SNK 160 001 D0201
	PROCAP8	1SNK 900 613 R0000	20	1.00	1SNK 160 013 D0201
	SAT8	1SNK 900 616 R0000	5	6.00	1SNK 160 013 D0201