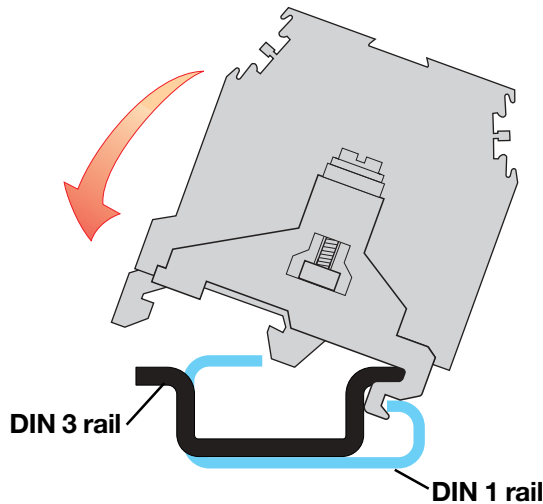
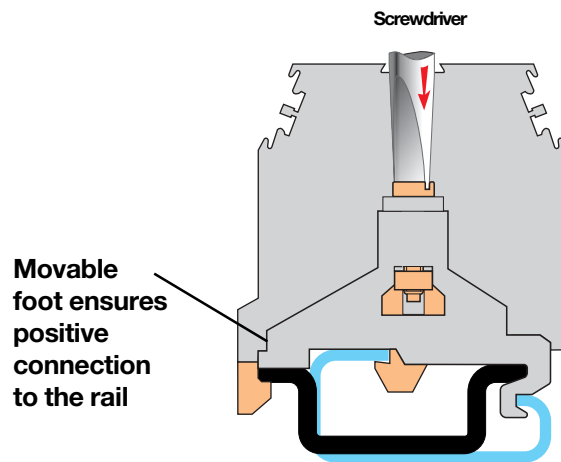


How to connect ground terminal blocks electrically to the mounting rail

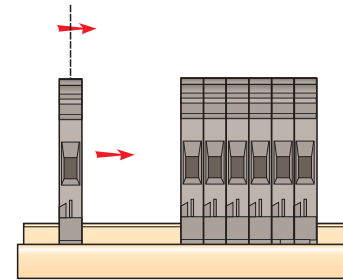


1. Position the block on the mounting rail



2. Screw down the center of the block to tighten the movable foot on the rail

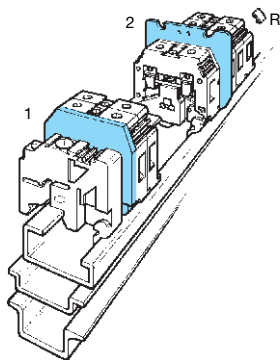
Blocks can slide on the rail before tightening.



Ground terminal blocks electrically connected to the mounting rail

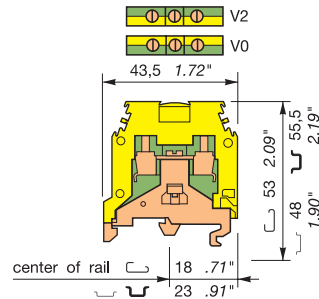
Compression clamp

DIN 1 - 3



MA 2,5/5.P

Spacing 5 mm + 0,08 .200"

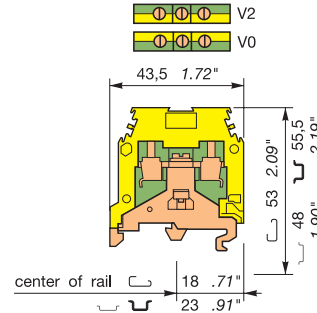


Type	Part number
Green-yellow	
MA 2,5/5.P	0165 488.27
MA 2,5/5.P.V0	0195 488.16

Terminal block for ground wire, same size as MA 2,5/5 terminal block.

M 4/6.P

Spacing 6 mm + 0,05 .238"

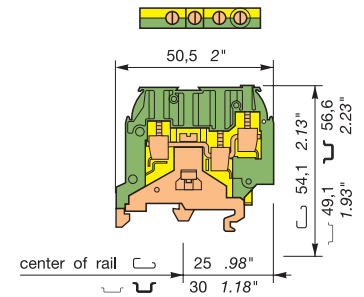


Type	Part number
Green-yellow	
MA 4/6.P	0165 113.16
MA 4/6.P.V0	0195 113.05

Terminal block for ground wire, same size as M 4/6 terminal block.

M 4/6.3A.P

Spacing 6 mm + 0,05 .238"



Type	Part number
Green-yellow - UL 94 V0	
M 4/6.3A.P.V0	0195 637.12

Terminal block for ground wire, same size as M 4/6.3A terminal block.

Characteristics

Wire size	Compression clamp	Solid wire	IEC			UL			CSA		
			NFC-DIN	UL	CSA	NFC-DIN	UL	CSA	NFC-DIN	UL	CSA
0,2-4 mm ²			24-12 AWG	24-12 AWG	24-12 AWG	24-10 AWG	24-10 AWG	24-10 AWG	22-10 AWG	12 AWG max.	
0,22-2,5 mm ²		Stranded wire	24-12 AWG	24-12 AWG	24-12 AWG	24-10 AWG	24-10 AWG	24-10 AWG	22-10 AWG	12 AWG max.	
Short circuit current			300A/1s			480A/1s			480A/1s		


Rated wire size / Gauge

Wirestripping length	Recomm. screwdriver	Recomm. torque	Protection
10 mm .39"	3,5 mm .14"	0,4-0,6 Nm 3,5-5,3 lb.in	
9,5 mm .37"	4 mm .16"	0,5-0,8 Nm 4,4-7 lb.in	
9,5 mm .37"	4 mm .16"	0,5-0,8 Nm 4,4-7 lb.in	

Other characteristics

Wirestripping length	Recomm. screwdriver	Recomm. torque	Protection
10 mm .39"	3,5 mm .14"	0,4-0,6 Nm 3,5-5,3 lb.in	
9,5 mm .37"	4 mm .16"	0,5-0,8 Nm 4,4-7 lb.in	
9,5 mm .37"	4 mm .16"	0,5-0,8 Nm 4,4-7 lb.in	

Approvals



Accessories

	Type	Part number	Type	Part number	Type	Part number
1 End section	yellow	FEM6 th. 2,8 mm 0103 062.21	FEM6 th. 2,8 mm	0103 062.21	FEM3AP V0 green th.3 mm	0199 876.26
	yellow	FEM6 V0 th. 2,8 mm 0199 305.02	FEM6 V0 th. 2,8 mm	0199 305.02		
2 Separator end section	grey	SCF6 th. 3 mm 0118 707.03	SCF6 th. 3 mm	0118 707.03		
On rail : Recomm.screwdriver/Recomm.torque		3,5 mm .14" / 0,6 Nm 5.5 lb.in	4 mm .16" / 0,8 Nm 7.0 lb.in		4 mm .16" / 0,8 Nm 7.0 lb.in	
R See markers	marking method	(10) (12)	(11) (12)		(11) (12)	