



ALL RIGHTS RESERVED. NO PORTION OF THIS PUBLICATION, WHETHER IN WHOLE OR IN PART CAN BE REPRODUCED WITHOUT THE EXPRESS WRITTEN CONSENT OF SPC TECHNOLOGY.

SPC-F005.DWG

REVISIONS

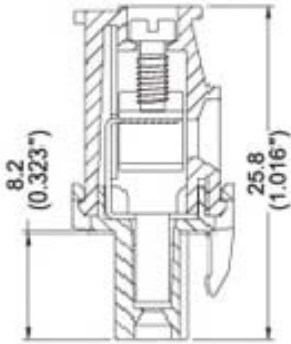
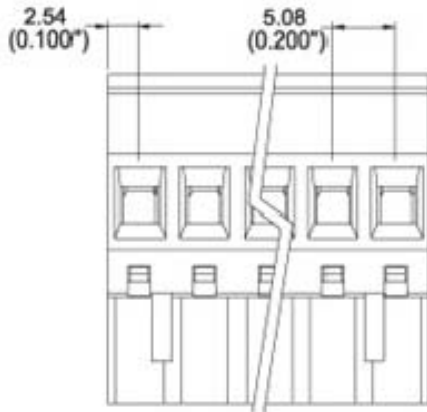
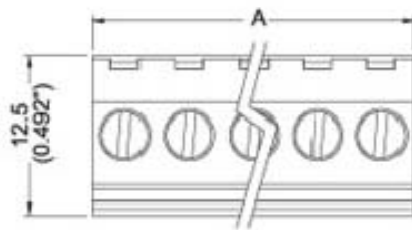
DOC. NO. SPC-F005 * Effective: 7/8/02 * DCP No. 1398

DCP #	REV	DESCRIPTION	DRAWN	DATE	CHECKED	DATE	APPRVD	DATE
2075	A	RELEASED	JN	11/20/09	JN	11/20/09	JN	11/20/09



SPECIFICATIONS

- Ratd Voltage: AC 300V
- Rated current: 16A
- Insulation withstands volt: AC2000 min
- Insulation resistance: >2000MW DC500V
- Operating Tepmerature: -40°C to +105°C
- Pitch: 5.08mm



Mfg. P/N	Poles	A (mm)	A (inch)
MC200-50802	2	10.16	0.4
MC200-50803	3	15.24	0.6
MC200-50804	4	20.32	0.8
MC200-50805	5	25.4	1
MC200-50806	6	30.48	1.2
MC200-50807	7	35.56	1.4
MC200-50808	8	40.64	1.6
MC200-50809	9	45.72	1.8
MC200-50810	10	50.8	2
MC200-50811	11	55.88	2.2
MC200-50812	12	60.96	2.4

DISCLAIMER:
ALL STATEMENTS AND TECHNICAL INFORMATION CONTAINED HEREIN ARE BASED UPON INFORMATION AND/OR TESTS WE BELIEVE TO BE ACCURATE AND RELIABLE. SINCE CONDITIONS OF USE ARE BEYOND OUR CONTROL, THE USER SHALL DETERMINE THE SUITABILITY OF THE PRODUCT FOR THE INTENDED USE AND ASSUME ALL RISK AND LIABILITY WHATSOEVER IN CONNECTION THEREWITH.

TOLERANCES:
UNLESS OTHERWISE SPECIFIED, DIMENSIONS ARE FOR REFERENCE PURPOSES ONLY.

DRAWN BY:	DATE:
Jason Nash	11/20/09
CHECKED BY:	DATE:
Jason Nash	11/20/09
APPROVED BY:	DATE:
Jason Nash	11/20/09

DRAWING TITLE:			
Terminal Block			
SIZE	DWG. NO.	ELECTRONIC FILE	REV
A	Ta-1213	Ta-1213.dwg	A
SCALE: NTS		U.D.M.: INCHES [mm]	SHEET: 1 OF 1