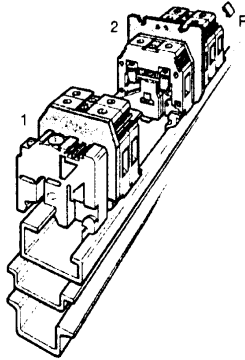


Ground terminal blocks

Electrically grounded to the mounting rail. Characteristics and accessories, see compression clamp terminal blocks.



Note
For M 4/6.3A.P and M 4/6.4A.P blocks : short-circuit current = 480/1s

Characteristics

Wire size (See generalities)	Solid wire	0-4 mm ²
	Stranded wire	0-2.5 mm ²

Rated wire size	2.5 mm ²
-----------------	---------------------

Other characteristics

Wire stripping length	10 mm .39"
-----------------------	---------------

For compression clamp connection

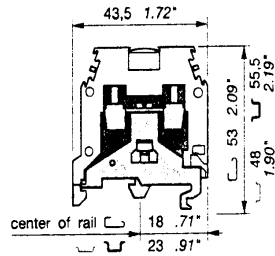
Approvals (Contact Entelec)

Specific accessories

- 1 End section yellow
 - 2 Separator end section
- Torque on rail
R See markers and other accessories Marking method

MA 2,5/5.P

Spacing 5 mm + 0,08 .200"



Type	P/N
Green and yellow body MA 2,5/5.P	165 488.27

Terminal block for ground wire, same size as MA 2,5/5 terminal block.

DIN-VDE	UL	CSA	NFC-UTE
---------	----	-----	---------

0-4 mm ²	22-12 AWG	22-12 AWG	0-4 mm ²
0-2.5 mm ²			0-2.5 mm ²

2.5 mm ²	12 AWG	12 AWG	2.5 mm ²
---------------------	--------	--------	---------------------

Wire stripping length	Recommended screwdriver	Recommended torque	Screwdriver for rail
-----------------------	-------------------------	--------------------	----------------------

10 mm .39"	3.5 mm .14"	0.4-0.6 Nm 3.5-5.3 lb.in	3.5 mm .14"
---------------	----------------	-----------------------------	----------------

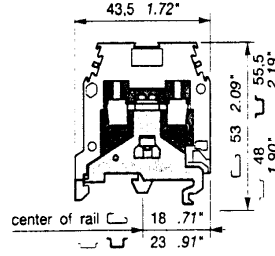
Approvals (Contact Entelec)	UL	CSA	NFC-UTE
-----------------------------	----	-----	---------

Specific accessories

Type	P/N
FEM6 th. 2.5 mm	103 062.21
SCFM6 th. 3 mm	114 825.05
	0.6 Nm 5.5 lb.in

M 4/6.P

Spacing 6 mm + 0,05 .238"



Type	P/N
Green and yellow body M 4/6.P	165 113.16

Terminal block for ground wire, same size as M 4/6 terminal block.

DIN-VDE	UL	CSA	NFC-UTE
---------	----	-----	---------

0-4 mm ²	22-12 AWG	18-12 AWG	0-4 mm ²
0-4 mm ²			0-4 mm ²

4 mm ²	12 AWG	12 AWG	2.5 mm ²
-------------------	--------	--------	---------------------

Wire stripping length	Recommended screwdriver	Recommended torque	Screwdriver for rail
-----------------------	-------------------------	--------------------	----------------------

12 mm .47"	4 mm .16"	0.4-0.6 Nm 3.5-5.3 lb.in	4 mm .16"
---------------	--------------	-----------------------------	--------------

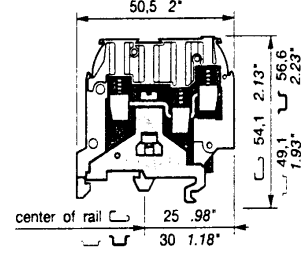
Approvals (Contact Entelec)	UL	CSA	NFC-UTE
-----------------------------	----	-----	---------

Specific accessories

Type	P/N
FEM6 th. 2.5 mm	103 062.21
SCFM6 th. 3 mm	114 825.05
	0.8 Nm 7.0 lb.in

M 4/6.3A.P V0

Spacing 6 mm + 0,05 .238"



Type	P/N
Green and yellow body - UL 94 V0 M 4/6.3A.P V0	195 637.12

Terminal block for ground wire, same size as M 4/6.3A terminal block.

DIN-VDE	UL	CSA	NFC-UTE
---------	----	-----	---------

0-4 mm ²			0-4 mm ²
0-4 mm ²			0-4 mm ²

4 mm ²			2.5 mm ²
-------------------	--	--	---------------------

Wire stripping length	Recommended screwdriver	Recommended torque	Screwdriver for rail
-----------------------	-------------------------	--------------------	----------------------

9.5 mm .37"	4 mm .16"	0.5-0.8 Nm 4.4-7.1 lb.in	4 mm .16"
----------------	--------------	-----------------------------	--------------

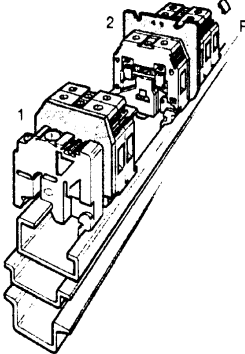
Approvals (Contact Entelec)	UL	CSA	NFC-UTE
-----------------------------	----	-----	---------

Specific accessories

Type	P/N
FEM3AP V0 th. 3 mm	199 876.26
	0.8 Nm 7.0 lb.in

Ground terminal blocks

Electrically grounded to the mounting rail. Characteristics and accessories, see compression clamp terminal blocks.



Note
For M 4/6.3A.P and M 4/6.4A.P blocks : short-circuit current = 480/1s

Characteristics

Wire size (See generalities)	Solid wire	0-4 mm ²
	Stranded wire	0-4 mm ²

Rated wire size	4 mm ²
-----------------	-------------------

Other characteristics

Wire stripping length	9.5 mm .37"
-----------------------	----------------

For compression clamp connection

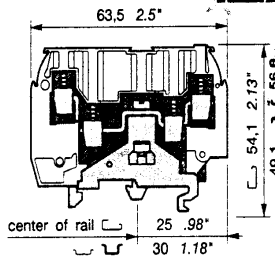
Approvals (Contact Entelec)

Specific accessories

- 1 End section yellow
 - 2 Separator end section
- Torque on rail
R See markers and other accessories Marking method

M 4/6.4A.P V0

Spacing 6 mm + 0,05 .238"



Type	P/N
Green and yellow body - UL 94 V0 M 4/6.4A.P V0	195 638.23

Terminal block for ground wire, same size as M 4/6.4A terminal block.

DIN-VDE	UL	CSA	NFC-UTE
---------	----	-----	---------

0-4 mm ²			0-4 mm ²
0-4 mm ²			0-4 mm ²

4 mm ²			2.5 mm ²
-------------------	--	--	---------------------

Wire stripping length	Recommended screwdriver	Recommended torque	Screwdriver for rail
-----------------------	-------------------------	--------------------	----------------------

9.5 mm .37"	4 mm .16"	0.5-0.8 Nm 4.4-7.1 lb.in	4 mm .16"
----------------	--------------	-----------------------------	--------------

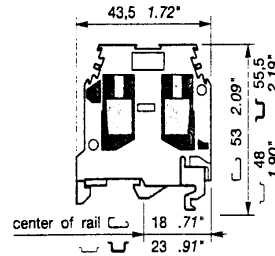
Approvals (Contact Entelec)	UL	CSA	NFC-UTE
-----------------------------	----	-----	---------

Specific accessories

Type	P/N
FEM4AP V0 th. 3 mm	199 879.01
	0.8 Nm 7.0 lb.in

M 6/8.P

Spacing 8 mm - 0,05 .315"



Type	P/N
Green and yellow body M 6/8.P	165 114.17

Terminal block for ground wire, same size as M 6/8 terminal block.

DIN-VDE	UL	CSA	NFC-UTE
---------	----	-----	---------

0-10 mm ²	22-8 AWG	18-10 AWG	0-10 mm ²
0-6 mm ²			0-6 mm ²

6 mm ²	8 AWG	10 AWG	6 mm ²
-------------------	-------	--------	-------------------

Wire stripping length	Recommended screwdriver	Recommended torque	Screwdriver for rail
-----------------------	-------------------------	--------------------	----------------------

12 mm .47"	4-5 mm .16" - .20"	0.8-1 Nm 7.1-8.9 lb.in	4 mm .16"
---------------	-----------------------	---------------------------	--------------

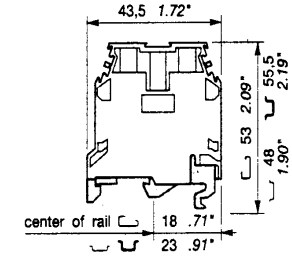
Approvals (Contact Entelec)	UL	CSA	NFC-UTE
-----------------------------	----	-----	---------

Specific accessories

Type	P/N
FEM6 th. 2.5 mm	103 062.21
SCFM6 th. 3 mm	114 825.05
	0.8 Nm 7.0 lb.in

M 10/10.P

Spacing 10 mm - 0,05 .394"



Type	P/N
Green and yellow body M 10/10.P	165 115.10

Terminal block for ground wire, same size as M 10/10 terminal block.

DIN-VDE	UL	CSA	NFC-UTE
---------	----	-----	---------

0-16 mm ²	20-6 AWG	18-8 AWG	0-16 mm ²
0-10 mm ²			0-10 mm ²

10 mm ²	6 AWG	8 AWG	10 mm ²
--------------------	-------	-------	--------------------

Wire stripping length	Recommended screwdriver	Recommended torque	Screwdriver for rail
-----------------------	-------------------------	--------------------	----------------------

12 mm .47"	5.5-6 mm .22" - .24"	1.2-1.4 Nm 10.6-12.3 lb.in	4 mm .16"
---------------	-------------------------	-------------------------------	--------------

Approvals (Contact Entelec)	UL	CSA	NFC-UTE
-----------------------------	----	-----	---------

Specific accessories

Type	P/N
FEM6 th. 2.5 mm	103 062.21
SCFM6 th. 3 mm	114 825.05
	0.8 Nm 7.0 lb.in

*1171187x