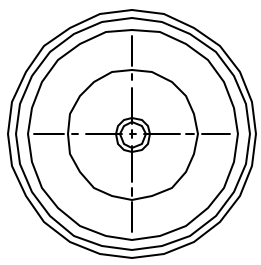
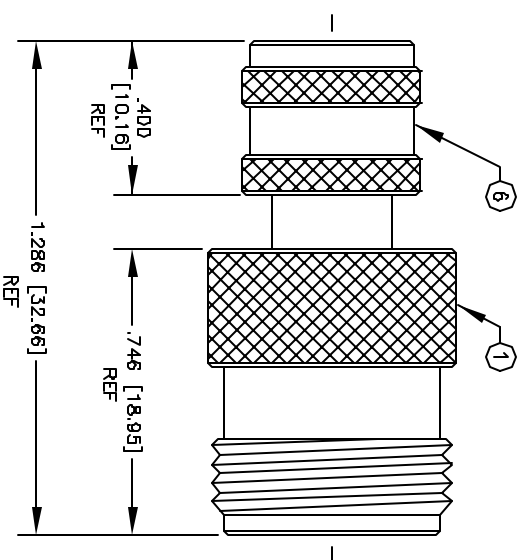
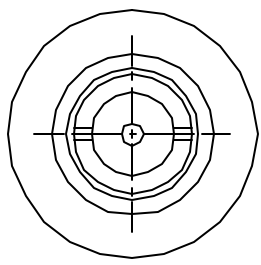


ALL RIGHTS RESERVED. NO PORTION OF THIS PUBLICATION, WHETHER IN WHOLE OR IN PART CAN BE REPRODUCED WITHOUT THE EXPRESS WRITTEN CONSENT OF SPC TECHNOLOGY.

REVISIONS		DOC. NO.	SPC-FD05	Effective:	12/21/98	Doc No.	890
DCP #	REV	DESCRIPTION	DRAWN	DATE	CHECKD	DATE	APPRVD
129	A	RELEASED	DJC	7/6/98	JC	7/15/98	JMM
809	B	RE-DIMENSION	DJC	9/9/99	JC	2/10/00	JC



SPECIFICATIONS:

IMPEDANCE: 50 OHMS
 VOLTAGE RATING: 325 VRMS AT SEA LEVEL
 FREQUENCY RANGE: 0-2.5 GHZ

ITEM	DESCRIPTION	QTY	MATERIAL	FINISH
6	SHELL	1	BRASS	NICKEL
5	PRESS FIT SLEEVE	1	BRASS	NICKEL
4	RETAINING RING	1	SK-5	NONE
3	DIELECTRIC	1	TEFLON	NONE
2	CONTACT	1	BRASS	GOLD
1	BODY	1	BRASS	NICKEL

DISCLAIMER
 ALL STATEMENTS AND TECHNICAL INFORMATION CONTAINED HEREIN ARE BASED UPON INFORMATION AND/OR TESTS WE BELIEVE TO BE ACCURATE AND RELIABLE. SINCE CONDITIONS OF USE ARE BEYOND OUR CONTROL, THE USER SHALL DETERMINE THE SUITABILITY OF THE PRODUCT FOR THE INTENDED USE AND ASSUME ALL RISK AND LIABILITY WHATSOEVER IN CONNECTION THEREWITH.

UNLESS OTHERWISE SPECIFIED, DIMENSIONS ARE FOR REFERENCE PURPOSES ONLY.

DRAWN BY:	DANIEL CAREY	DATE:	7/6/98
CHECKED BY:	JOHN COLE	DATE:	7/15/98
APPROVED BY:	JEFF MCVICKER	DATE:	7/15/98



DRAWING TITLE:		MINI UHF MALE TO N FEMALE ADAPTER	
SIZE	DWG. NO.	ELECTRONIC FILE	REV
A	1508	92N3354.DWG	B
SCALE:	NTS	U.O.M.: INCHES [mm]	SHEET: 1 OF 1