| REVISIONS | | |
|---|---|---|
| ISS | ZONE | DESCRIPTION\PER REQUEST\DATE |
| | | |

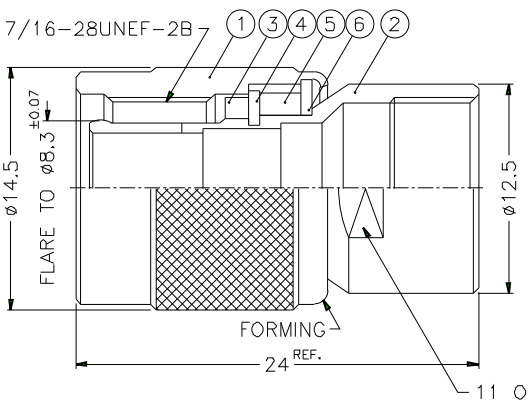


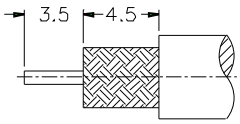


RECOMMENDED
CABLE STRIPPING DIM'S

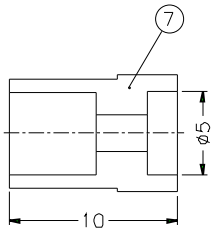


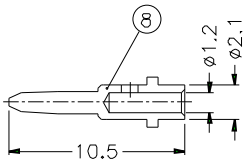


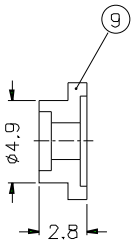


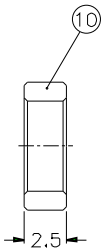


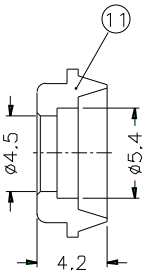


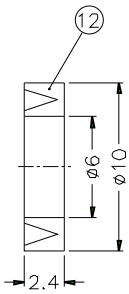


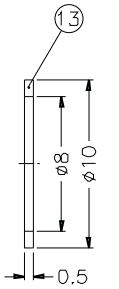


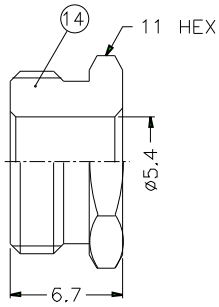


NOTES: FINISH (PLATING THICKNESS IN MICRO-INCHES)
1. BRASS PER QQ-B-626
2. BRASS PER QQ-B-613
3. NICKEL PL. 100 MIN. THICK OVER COPPER STRIKE
4. GOLD PL. 3 MIN. THICK OVER NICKEL PL. 100 MIN. THICK OVER COPPER STRIKE

| NO. | DESCRIPTION | MATERIAL | FINISH | Q'TY | DRAWING NO |
|---|---|---|---|---|---|
| 14 | HEX NUT | NOTE 1 | NOTE 3 | 1 | B5200-14-11/54 |
| 13 | WASHER | NOTE 2 | NOTE 3 | 1 | WS-10/8X05 |
| 12 | GASKET | SILICONE | RED | 1 | B5200-12 |
| 11 | BRAID CLAMP | NOTE 1 | NOTE 3 | 1 | B5200-11-54/45-B |
| 10 | RING | NOTE 1 | NOTE 3 | 1 | B5200-10 |
| 9 | INSULATOR | DELRIN | NATURAL | 1 | B5200-9 |
| 8 | CONTACT PIN | NOTE 1 | NOTE 4 | 1 | B5200-8-21/12 |
| 7 | INSULATOR | DELRIN | NATURAL | 1 | B5200-7-50 |
| 6 | WASHER | NOTE 2 | NOTE 3 | 1 | WS-128/9X08 |
| 5 | RING | DELRIN | NATURAL | 1 | T50000-6-A |
| 4 | RETAINER RING | NOTE 1 | NOTE 3 | 1 | B50000-5 |
| 3 | GASKET | RUBBER | RED | 1 | GS-105/8X15 |
| 2 | BODY | NOTE 1 | NOTE 3 | 1 | B5200-2-A |
| 1 | SHELL | NOTE 1 | NOTE 3 | 1 | T50000-1-B |

DIMENSIONS ARE IN MILLIMETERS

UNLESS OTHERWISE SPECIFIED TOLERANCES
0.5-6 = ±0.2
6-30 = ±0.4
30-120 = ±0.6
120-315 = ±1
315-1000 = ±1.6
1000-2000 = ±2.4

SCALE 3/1 | ISSUE A

PART NO. T1141A1-ND3G-1-50

APPROVED DATE 10-11-01'

CHECKED DATE 10-11-01'

DRAWN DATE 10-11-01'

FILE NO.

**Amphenol**

TITLE TNC CLAMP PLUG (FOR RG-58C/U,58/U,142A/U,223/U)

DRAWING NO. KJ-T1141A1-ND3G-58U-50

ITEM NO.

Downloaded from Elcodis.com electronic components distributor