
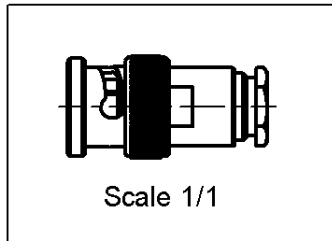
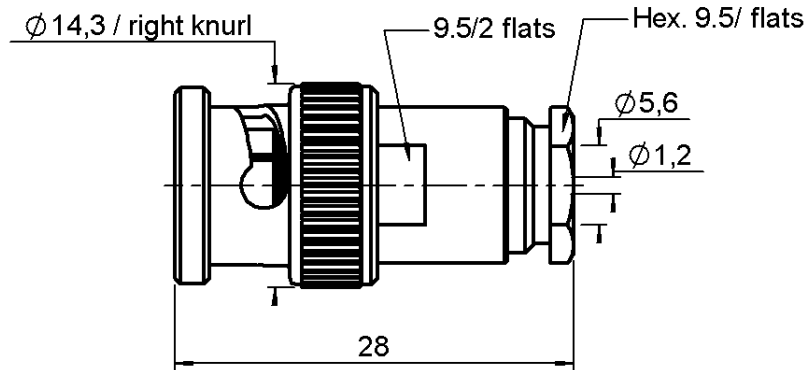


STRAIGHT PLUG CLAMP TYPE

CABLE 5/50 S - PACK 100

R141.007.161

Series : **BNC-COM**



All dimensions are in mm.



COMPONENTS	MATERIALS	PLATINGS (μm)
BODY	BRASS	NICKEL 2
CENTER CONTACT	BRASS	GOLD 0.2 OVER NICKEL 2
OUTER CONTACT	-	-
INSULATOR	WHITE POLYPROPYLENE	-
GASKET	SILICONE RUBBER	-
OTHERS PARTS	BRASS	NICKEL 2
-	-	-
-	-	-

Issue : 0309 E

In the effort to improve our products, we reserve the right to make changes judged to be necessary.



STRAIGHT PLUG CLAMP TYPE

R141.007.161

CABLE 5/50 S - PACK 100

Series : **BNC-COM**

PACKAGING

Standard	Unit	Other
100	'W' option	Contact us

SPECIFICATION

ELECTRICAL CHARACTERISTICS

Impedance		50 Ω
Frequency		0-1.5 GHz
VSWR	NA +	0.000 x F(GHz) Maxi
Insertion loss		0.115 √F(GHz) dB Maxi
RF leakage	- (57 - F(GHz)) dB Maxi
Voltage rating		500 Veff Maxi
Dielectric withstanding voltage		1500 Veff mini
Insulation resistance		5000 MΩ mini

CABLE ASSEMBLY

Stripping	a	b	c	d	e	f
mm	2.50	7.00	0.00	0.00	3.00	0.00

Assembly instruction : **Clamp 03**

Recommended cable(s)

RG 58
KX 15
RG 141

Cable retention

- pull off **180** N mini
- torque **NA** N.cm

MECHANICAL CHARACTERISTICS

Center contact retention		
Axial force – Mating end	NA	N mini
Axial force – Opposite end	NA	N mini
Torque	NA	N.cm mini

TOOLING

Part Number	Description	Hexagon
.	.	.

Recommended torque

Mating	NA	N.cm
Panel nut	NA	N.cm
Clamp nut	150	N.cm
A/F clamp nut	9.500	mm

Mating life	100	Cycles mini
Weight	12.500	g

OTHERS CHARACTERISTICS

ENVIRONMENTAL

Operating temperature	-35/+70	° C
Hermetic seal	NA	Atm.cm3/s
Panel leakage	NA	

Issue : 0309 E

In the effort to improve our products, we reserve the right to make changes judged to be necessary.

