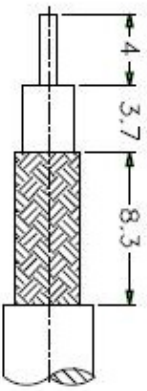
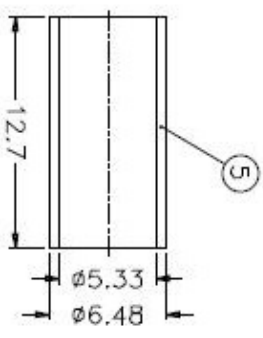
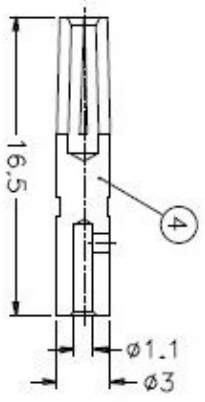
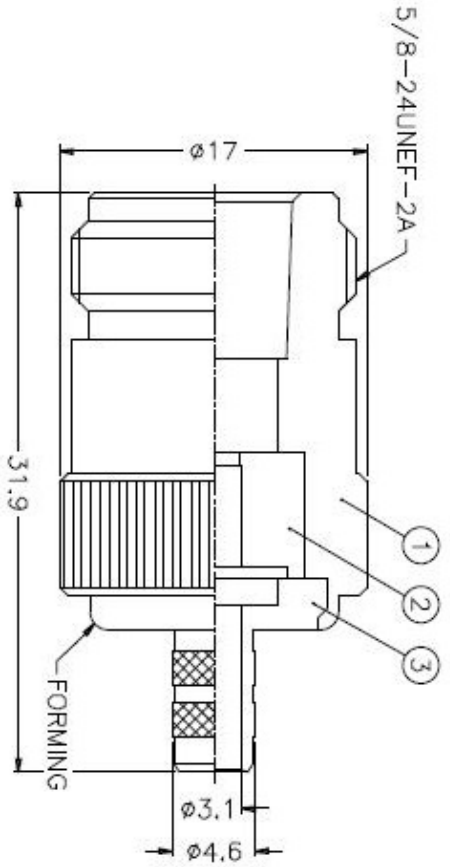


1	REVISIONS
2	DESCRIPTION \ PER REQUEST \ DATE
3	
4	
5	
6	
7	
8	



RECOMMENDED
CABLE STRIPPING DIM'S



- 1. CRIMPED FERRULE
HEX CRIMP SIZE .213"
- 2. CRIMPED CONTACT PIN
HEX CRIMP SIZE .100"

- NOTES: FINISH (PLATING THICKNESS IN MICRO-INCHES)
- 1. BRASS PER QQ-B-626
 - 2. NICKEL PL. 100 MIN. THICK OVER COPPER STRIKE
 - 3. PHOSPHOR BRONZE PER QQ-B-750
 - 4. GOLD PL. 3 MIN. THICK OVER NICKEL PL. 100 MIN. THICK OVER COPPER STRIKE
 - 5. PTFE MIL-P-19468

DIMENSIONS ARE IN MILLIMETERS
UNLESS OTHERWISE SPECIFIED
TOLERANCES

0.5-6	= ±0.2
6-30	= ±0.4
30-120	= ±0.6
120-315	= ±1
315-1000	= ±1.6
1000-2000	= ±2.4

PART NO. N6121A1-NT3G-1-50

APPROVED	DATE	10-11-01'
CHECKED	DATE	10-11-01'
DRAWN	DATE	10-11-01'

Amphenol

TITLE
N CRIMP JACK

DRAWING NO. KJ-N6121A1-NT3G-58CU-50

5	FERRULE	COPPER	NOTE 2	1	FR-648/533X	127C
4	CONTACT PIN	NOTE 3	NOTE 4	1	N7000-4-3/11	
3	BARREL	NOTE 1	NOTE 2	1	N5000-3-46/31	
2	INSULATOR	NOTE 5	NATURAL	1	N5000-4T-50-A	
1	BODY	NOTE 1	NOTE 2	1	N7000-1	

NO.	DESCRIPTION	MATERIAL	FINISH	QTY	DRAWING NO.	SCALE	2.5/1	ISSUE	A	FILE NO.
1										

1										
2										
3										
4										
5										
6										
7										
8										