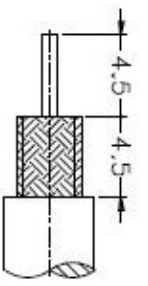
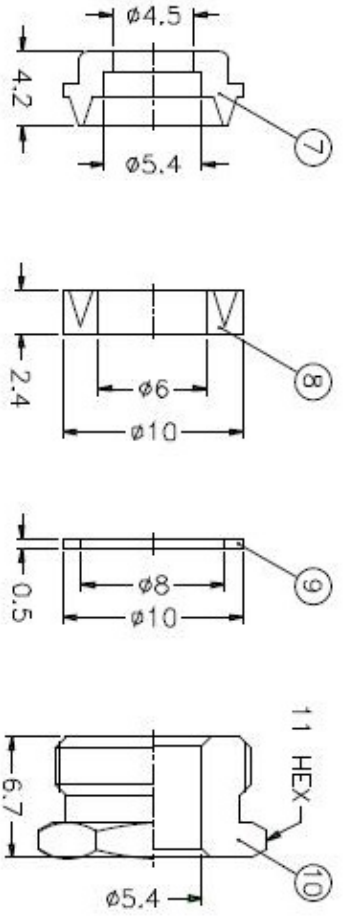
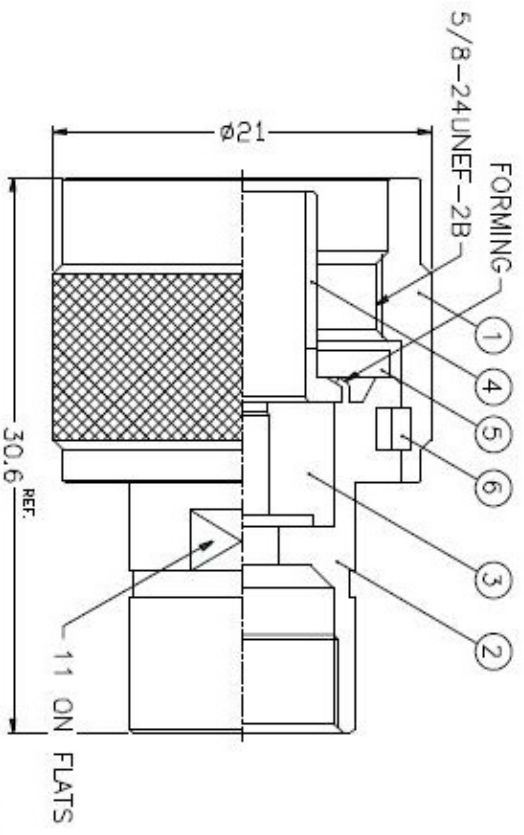


ISS	ZONE	DESCRIPTION \ PER REQUEST \ DATE



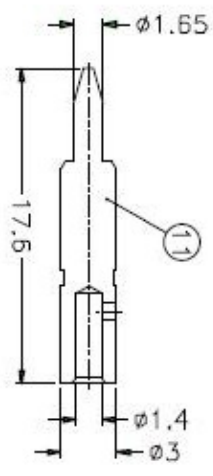
RECOMMENDED
CABLE STRIPPING DIM'S



1. CRIMPED CONTACT PIN
HEX CRIMP SIZE .100*

NOTES: FINISH (PLATING THICKNESS IN MICRO-INCHES)

1. BRASS PER QQ-B-626
2. BRASS PER QQ-B-613
3. NICKEL PL. 100 MIN. THICK OVER COPPER STRIKE
4. GOLD PL. 3 MIN. THICK OVER NICKEL PL. 100 MIN. THICK OVER COPPER STRIKE
5. PTFE MIL-P-19468



NO.	DESCRIPTION	MATERIAL	FINISH	QTY	DRAWING NO.
11	CONTACT PIN	NOTE 1	NOTE 4	1	NS000-0-3/14-C
10	HEX NUT	NOTE 1	NOTE 3	1	BS200-14-11/54
9	WASHER	NOTE 2	NOTE 3	1	WS-10/8X05
8	GASKET	SILICONE	RED	1	BS200-12
7	BRAID CLAMP	NOTE 1	NOTE 3	1	BS200-11-54/45 -B
6	RETAINER RING	SUS 304	NATURAL	1	NS000-7-C
5	GASKET	SILICONE	RED	1	GS-156/8X15
4	CONTACT BODY	NOTE 1	NOTE 3	1	NS000-5
3	INSULATOR	NOTE 5	NATURAL	1	NS000-4T-50-A
2	BODY	NOTE 1	NOTE 3	1	NS200-2
1	SHELL	NOTE 1	NOTE 3	1	NS000-1-B

DIMENSIONS ARE IN MILLIMETERS
UNLESS OTHERWISE SPECIFIED
TOLERANCES

0.3-6	±0.2
6-30	±0.4
30-120	±0.6
120-315	±1
315-1000	±1.5
1000-2000	±2.4

PART NO. N1141A1-NT3G-1-50

APPROVED	DATE	CHECKED	DATE	DRAWN	DATE
	10-11-01*		10-11-01*		10-11-01*

Amphenol

TITLE N CLAMP PLUG
(FOR RG-58C/U, 58/U, 142A/U, 223/U)

DRAWING NO. KJ-N1141A1-NT3G-58U-50
ITEM NO.

1 2 3 4 5 6 7 8