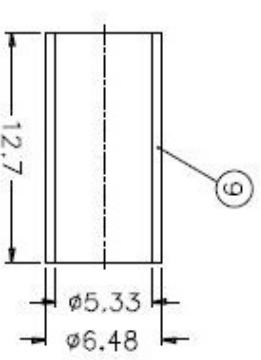
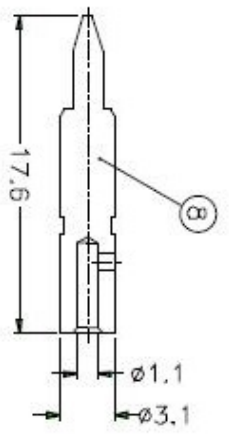
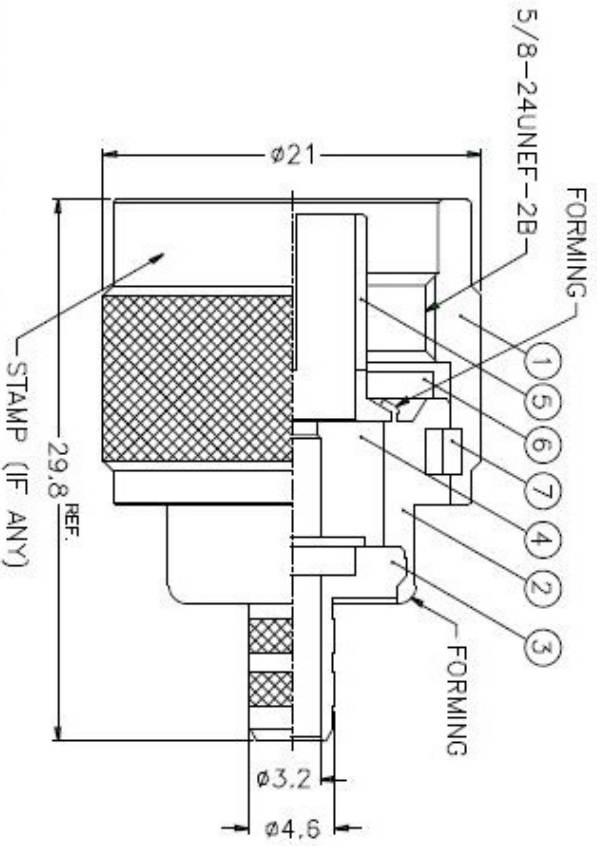
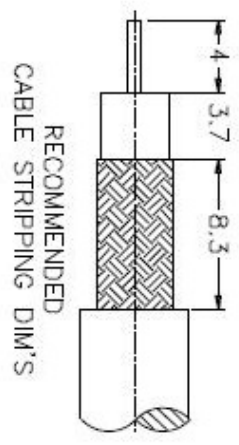


| | |
|---|----------------------------------|
| 1 | REVISIONS |
| 2 | DESCRIPTION \ PER REQUEST \ DATE |
| 3 | |
| 4 | |
| 5 | |
| 6 | |
| 7 | |
| 8 | |



NOTES: FINISH (PLATING THICKNESS IN MICRO-INCHES)
 1. BRASS PER QQ-B-626
 2. NICKEL PL. 100 MIN. THICK OVER COPPER STRIKE
 3. GOLD PL. 3 MIN. THICK OVER NICKEL PL. 100 MIN. THICK OVER COPPER STRIKE
 4. PTFE MIL-P-19488

1. CRIMPED FERRULE
 HEX CRIMP SIZE .213"
 2. CRIMPED CONTACT PIN
 HEX CRIMP SIZE .105"

| | | | | | | |
|---|---------------|----------|---------|---|---------------|------|
| 9 | FERRULE | COPPER | NOTE 2 | 1 | FR-648/533X | 127C |
| 8 | CONTACT PIN | NOTE 1 | NOTE 3 | 1 | N5000-B-3/1/1 | -C |
| 7 | RETAINER RING | SUS 304 | NATURAL | 1 | N5000-7-C | |
| 6 | GASKET | SILICONE | RED | 1 | GS-156/9X15 | |
| 5 | CONTACT BODY | NOTE 1 | NOTE 2 | 1 | N5000-5 | |
| 4 | INSULATOR | NOTE 4 | NATURAL | 1 | RF10028-001-4 | |
| 3 | BARREL | NOTE 1 | NOTE 2 | 1 | N5000-3-46/32 | |
| 2 | BODY | NOTE 1 | NOTE 2 | 1 | N5000-2 | |
| 1 | SHELL | NOTE 1 | NOTE 2 | 1 | N5000-1-B | |

DIMENSIONS ARE IN MILLIMETERS
 UNLESS OTHERWISE SPECIFIED
 TOLERANCES

| | |
|-----------|--------|
| 0.5-6 | = ±0.2 |
| 6-30 | = ±0.4 |
| 30-120 | = ±0.6 |
| 120-315 | = ±1 |
| 315-1000 | = ±1.6 |
| 1000-2000 | = ±2.4 |

| | |
|----------|-------------------|
| PART NO. | N1121A1-NT3G-1-50 |
| APPROVED | DATE 10-11-01' |
| CHECKED | DATE 10-11-01' |
| DRAWN | DATE 10-11-01' |

| | |
|-------------|--------------------------------------|
| TITLE | N CRIMP PLUG (FOR RG-58C/U, 58/U) |
| DRAWING NO. | KJ-N1121A1-NT3G-58CU-50 |
| ITEM NO. | |

Amphenol

1 2 3 4 5 6 7 8