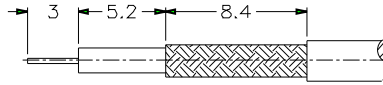
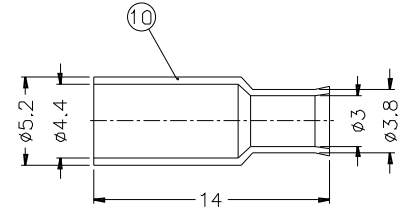
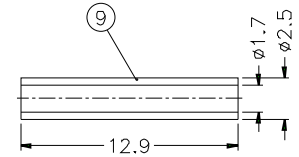
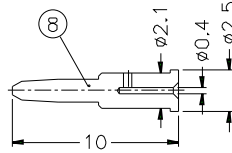
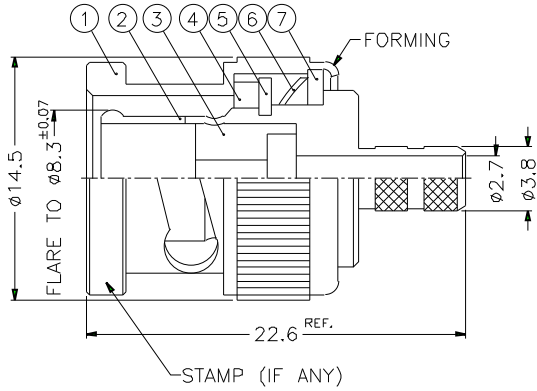


ISS		ZONE		REVISIONS			
				DESCRIPTION\PER REQUEST\DATE			



RECOMMENDED
CABLE STRIPPING DIM'S



- NOTES: FINISH (PLATING THICKNESS IN MICRO-INCHES)
- BRASS PER QQ-B-626
 - BRASS PER QQ-B-613
 - NICKEL PL. 100 MIN. THICK OVER COPPER STRIKE
 - NICKEL PL. 200 MIN. THICK OVER COPPER STRIKE
 - GOLD PL. 3 MIN. THICK OVER NICKEL PL. 100 MIN. THICK OVER COPPER STRIKE
 - JIS H 3260, C 3501

- CRIMPED FERRULE
HEX CRIMP SIZE .178"
- CRIMPED CONTACT PIN
HEX CRIMP SIZE .068"

10	FERRULE	NOTE 6	NOTE 3	1	FR-52/44-38/3X14
9	SLEEVE	DELIN	NATURAL	1	SL-25/17X129
8	CONTACT PIN	NOTE 1	NOTE 5	1	B3000-B-25/D4
7	WASHER	NOTE 2	NOTE 3	1	WS-128/9X08
6	SPRING	SK5	NOTE 4	1	B50000-6
5	RETAINER RING	NOTE 1	NOTE 3	1	B50000-5
4	GASKET	RUBBER	RED	1	GS-115/8X15
3	INSULATOR	DELIN	NATURAL	1	B50002-3-75
2	BODY	NOTE 1	NOTE 3	1	B50002-2-38/27
1	SHELL	NOTE 1	NOTE 3	1	B50000-1-B
NO.	DESCRIPTION	MATERIAL	FINISH	Q'TY	DRAWING NO.

DIMENSIONS ARE IN MILLIMETERS
UNLESS OTHERWISE SPECIFIED
TOLERANCES

0.5-6	= ±0.2
6-30	= ±0.4
30-120	= ±0.6
120-315	= ±1
315-1000	= ±1.6
1000-2000	= ±2.4

PART NO.	B1121E1-ND3G-6-75	
APPROVED	DATE	10-11-01'
CHECKED	DATE	10-11-01'
DRAWN	DATE	10-11-01'
FILE NO.		

Amphenol	
TITLE	BNC CRIMP PLUG (FOR RG-179/U,187A/U)
DRAWING NO.	KJ-B1121E1-ND3G-179U-75
ITEM NO.	

1	2	3	4	5	6	7	8
---	---	---	---	---	---	---	---