
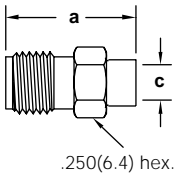

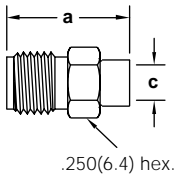

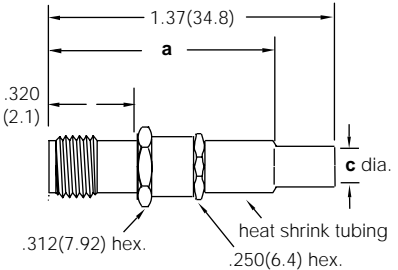


<p>Fig. 1</p>   <p style="text-align: center;">SMA Jacks Solder to Body Solder Center Contact <b>901-9202-1A</b> for .141" (3.6mm) S/R RG-402 (M17/130) <b>901-9202-2A</b> for .085" (2.2mm) S/R RG-405 (M17/133)</p>	<p>Fig. 2</p>   <p style="text-align: center;">SMA Jack Solder to Body Pre-assembled Center Contact <b>901-9704</b> Gold Plated for .141" (3.6mm) S/R RG-402 (M17/130)</p>	<p>Fig. 3</p>   <p style="text-align: center;">SMA Jacks Braid Crimp Solder Captive Contact <b>901-9602-1</b> Gold Plated, <b>901-9602-1SF</b> Passivated for RG-55B, 142B, 223, 400 <b>901-9602-3</b> Gold Plated, <b>901-9602-3SF</b> Passivated for RG-174, 179, 187, 188, 316 <b>901-9602-12SF</b> Passivated for Double Braid RG-316</p>
---	---	---

## SMA JACKS FOR SEMI-RIGID & FLEXIBLE CABLES – 50Ω Impedance

Cable RG-/U	Cable Attachment		Dimensions In. (mm)		CAI	Plt.	Ins.	Notes	Amphenol Number	Fig.
	Outer	Inner	a	c						
.085" (3.6mm) Semi -Rigid (RG-405) (M17/133)	Solder to Body	Solder	.500(12.7)	.088(2.2)	C47	P9	D1	—	<a href="#">901-9202-2A</a>	1
.141" (3.6mm) Semi -Rigid RG-402 (M17/130)	Solder to Body	Solder	.500(12.7)	.144(3.7)	C47	P10	D1	—	<a href="#">901-9202-1A</a>	1
	Solder to Body	Solder	.500(12.7)	.144(3.7)	C59	P11	D1	Pre-assembled Cont.	<a href="#">901-9704</a>	2
55, 142, 223, 400	Crimp	Solder	.965(24.5)	.220(5.6)	C56	P9	D1	Captive Contact	<a href="#">901-9602-1</a>	3
	Crimp	Solder	.965(24.5)	.220(5.6)	C56	P12	D1	Captive Contact	<a href="#">901-9602-1SF</a>	3
174, 179, 187, 188, 316	Crimp	Solder	.965(24.5)	.128(3.3)	C56	P9	D1	Captive Contact	<a href="#">901-9602-3</a>	3
	Crimp	Solder	.965(24.5)	.128(3.3)	C56	P12	D1	Captive Contact	<a href="#">901-9602-3SF</a>	3
Double Braid RG-316	Crimp	Solder	.965(24.5)	.142(3.6)	C56	P12	D1	Captive Contact	<a href="#">901-9602-12SF</a>	3