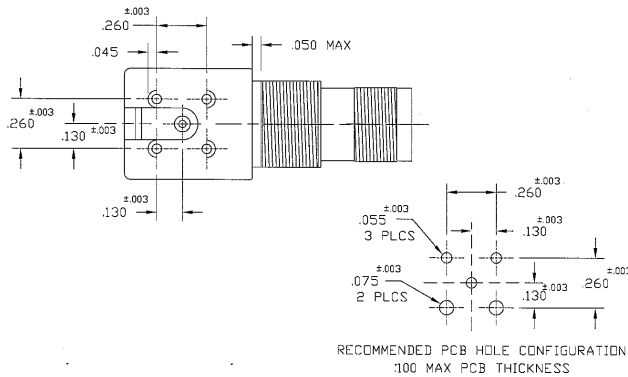
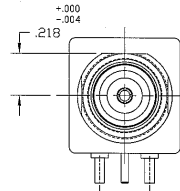
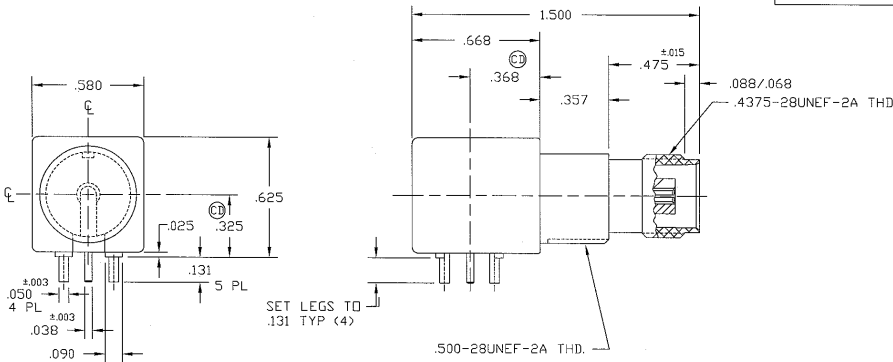


31-5660		REVISIONS			
DRAWING NO.	REV	DESCRIPTION	DATE	ECO	APPR
THIRD ANGLE PROJ.		RELEASE TO MFG.			
	G	SEE SHEET 1	2/18/98	42359	CPM/DR
	H	SEE SHEET 1	6/24/99	43032	CPM/
	J	SEE SHEET 1	7/10/02	44105	CPM/
	K	SEE SHEET 1	4/1/05	45254	CPM/



REQUIREMENTS:

1. MATERIALS AND FINISHES:
HOUSING - NICKEL PLATED ZINC DIE CAST (REF)
CENTER CONTACT - GOLD PLATED BERYLLIUM COPPER MATING FACE
END (REF), BRIGHT TIN PLATED ZINC DIE CAST GROUND END (REF)
DIELECTRIC - TFE (REF)
GROUND PINS - BRIGHT TIN PLATED BRASS (REF)
2. OPERATING TEMP. RANGES: -40 TO +85 DEG CENTIGRADE.
3. ELECTRICAL REQUIREMENTS:
NOMINAL IMPEDANCE - 50 OHMS
4. BULKPACK 500 CONNECTORS IN 'ANTI-STATIC' TRAY (50 PER TRAY).
PACKAGE 10 TRAYS IN CORRUGATED SHIPPING CARTON.
5. (C) INDICATES CRITICAL DIMENSIONS.
6. DO NOT SCALE THIS DRAWING.
7. UNLESS OTHERWISE SPECIFIED, ALL DIMENSIONS ARE AFTER PLATING.

CUSTOMER OUTLINE DRAWING
ALL OTHER SHEETS ARE FOR INTERNAL USE ONLY

UNLESS OTHERWISE SPECIFIED, DIMENSIONS ARE IN INCHES AND TOLERANCES ARE: 2 PLACE DECIMAL ±.015 (0,381 mm) 3 PLACE DECIMAL ±.005 (0,127 mm) ANGLES ± 1° NOTICE - These drawings, specifications, or other data (1) are, and remain the property of Amphenol Corp. (2) must be returned upon request; and (3) are confidential and not to be disclosed to any person other than those to whom they are given by Amphenol Corp. The furnishing of these drawings, specifications, or other data by Amphenol Corp., or to any other person to anyone for any purpose is not to be regarded by implication or otherwise in any manner, scanning, granting rights or permitting such holder or any other person to manufacture, use or sell any product, process or design, patented or otherwise, that may in any way be related to or disclosed by said drawings, specifications, or other data.	MATERIAL	DRAWN C. McGRATH	DATE 2/11/98	TITLE TNC JACK RIGHT ANGLE PC MOUNT	Amphenol Amphenol Corporation RF/Microwave Operations Danbury, Conn. U.S.A. 06810 SCALE: 2:1 SHEET 2 OF 2
	REFERENCE EAR 963404-0,-1 QUAL.COM 50-7612 (UNDECODED) REV D	ENGINEER D. ROYCE	DATE 2/11/98	APPROVED	
		CAD FILE H:\DEPT611\TNC\031\ASSY\5660SH2		DWG SIZE B	DRAWING NO. 31-5660
					REV K