



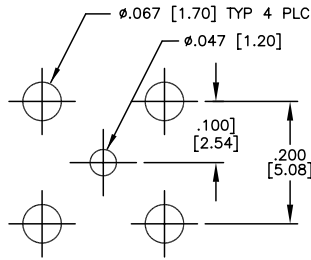
ALL RIGHTS RESERVED. NO PORTION OF THIS PUBLICATION, WHETHER IN WHOLE OR IN PART, CAN BE REPRODUCED WITHOUT THE EXPRESS WRITTEN CONSENT OF SPC TECHNOLOGY.

SPC-F005.DWG

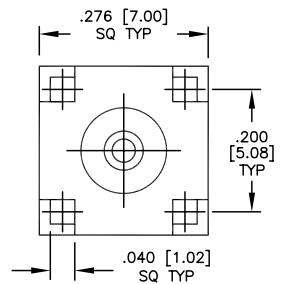
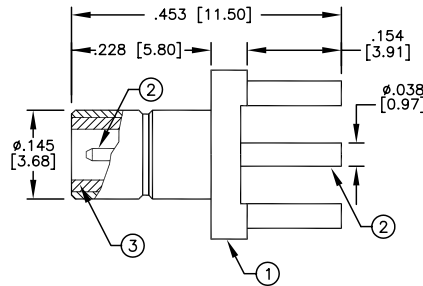
REVISIONS

DOC. NO. SPC-F005 \* Effective: 7/8/02 \* DCP No: 1398

DCP #	REV	DESCRIPTION	DRAWN	DATE	CHECKD	DATE	APPRVD	DATE
129	A	RELEASED	DJC	3/10/98	JC	7/15/98	JWM	7/15/98



SUGGESTED MOUNTING CONFIGURATION



SPECIFICATIONS:

IMPEDANCE: 50 OHMS

3	DIELECTRIC	1	TEFLON	NONE
2	PIN	1	BRASS	GOLD
1	BODY	1	BRASS	NICKEL
ITEM	DESCRIPTION	QTY	MATERIAL	FINISH

DISCLAIMER:  
ALL STATEMENTS AND TECHNICAL INFORMATION CONTAINED HEREIN ARE BASED UPON INFORMATION AND/OR TESTS WE BELIEVE TO BE ACCURATE AND RELIABLE. SINCE CONDITIONS OF USE ARE BEYOND OUR CONTROL, THE USER SHALL DETERMINE THE SUITABILITY OF THE PRODUCT FOR THE INTENDED USE AND ASSUME ALL RISK AND LIABILITY WHATSOEVER IN CONNECTION THEREWITH.

TOLERANCES:  
UNLESS OTHERWISE SPECIFIED, DIMENSIONS ARE FOR REFERENCE PURPOSES ONLY.

DRAWN BY:	DATE:
DANIEL CAREY	3/10/98
CHECKED BY:	DATE:
JOHN COLE	7/15/98
APPROVED BY:	DATE:
JEFF MCVICKER	7/15/98

DRAWING TITLE:			
SMB VERTICAL PCB MOUNT JACK			
SIZE	DWG. NO.	ELECTRONIC FILE	REV
A	1525	92N3371.DWG	A
SCALE: NTS	U.O.M.: INCHES [mm]	SHEET: 1 OF 1	