



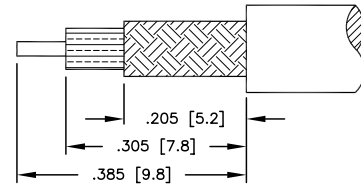
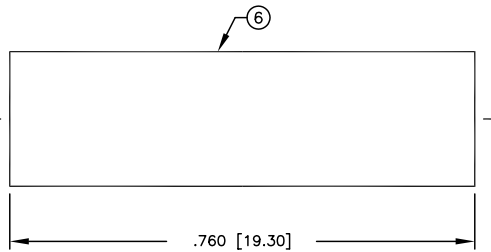
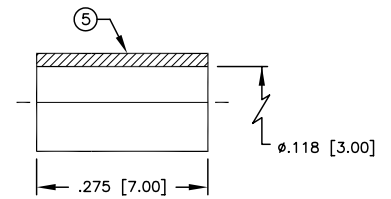
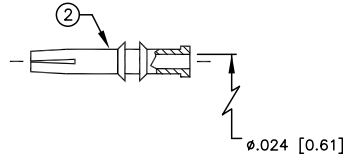
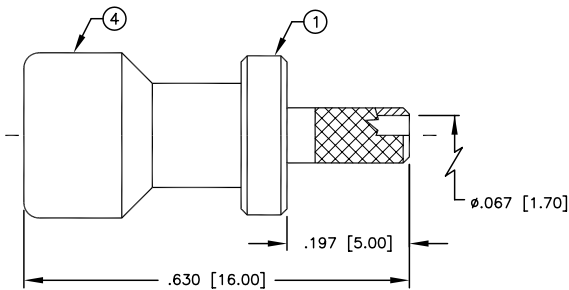
ALL RIGHTS RESERVED. NO PORTION OF THIS PUBLICATION, WHETHER IN WHOLE OR IN PART, CAN BE REPRODUCED WITHOUT THE EXPRESS WRITTEN CONSENT OF SPC TECHNOLOGY.

SPC-F005.DWG

REVISIONS

DOC. NO. SPC-F005 * Effective: 7/8/02 * DCP No: 1398

DCP #	REV	DESCRIPTION	DRAWN	DATE	CHECKD	DATE	APPRVD	DATE
129	A	RELEASED	DJC	7/8/98	JC	7/15/98	JWM	7/15/98



SUGGESTED STRIPPING INSTRUCTIONS
SUGGESTED CRIMP DIES: .130

SPECIFICATIONS:

IMPEDANCE: 50 OHMS
WORKING VOLTAGE: 400 VRMS @ SEA LEVEL
FREQUENCY RANGE: 0-4 GHz
INSERTION LOSS: .3dB MAX @ 1.5 GHz
VSWR MAX: 1.3:1 @ 4 GHz
FOR RG-174, 188, 188A, 316/U, ALPHA 9174, 9316, BELDEN 8216, 83269, 83284, 84316 & TIMES LMR-100 CABLE

6	TUBING	1	HEAT SHRINK	BLACK
5	FERRULE	1	BRASS	NICKEL
4	SHELL	1	BRASS	NICKEL
3	DIELECTRIC	1	TEFLON	NONE
2	CONTACT	1	BeCu	GOLD
1	BODY	1	BRASS	NICKEL

ITEM	DESCRIPTION	QTY	MATERIAL	FINISH
------	-------------	-----	----------	--------

DISCLAIMER:
ALL STATEMENTS AND TECHNICAL INFORMATION CONTAINED HEREIN ARE BASED UPON INFORMATION AND/OR TESTS WE BELIEVE TO BE ACCURATE AND RELIABLE. SINCE CONDITIONS OF USE ARE BEYOND OUR CONTROL, THE USER SHALL DETERMINE THE SUITABILITY OF THE PRODUCT FOR THE INTENDED USE AND ASSUME ALL RISK AND LIABILITY WHATSOEVER IN CONNECTION THEREWITH.

TOLERANCES:
UNLESS OTHERWISE SPECIFIED, DIMENSIONS ARE FOR REFERENCE PURPOSES ONLY.

DRAWN BY:	DATE:
DANIEL CAREY	7/8/98
CHECKED BY:	DATE:
JOHN COLE	7/15/98
APPROVED BY:	DATE:
JEFF MCVICKER	7/15/98

DRAWING TITLE:			
SMB CRIMP PLUG			
SIZE	DWG. NO.	ELECTRONIC FILE	REV
A	1518	92N3364.DWG	A
SCALE: NTS	U.O.M.: INCHES [mm]	SHEET: 1 OF 1	