



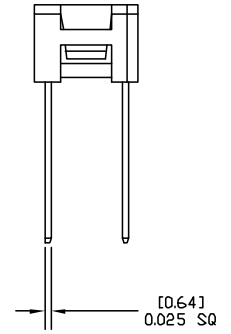
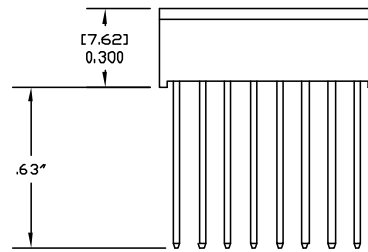
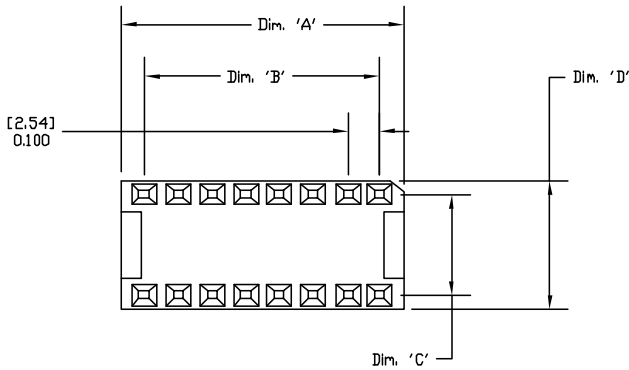
ALL RIGHTS RESERVED. NO PORTION OF THIS PUBLICATION, WHETHER IN WHOLE OR IN PART, CAN BE REPRODUCED WITHOUT THE EXPRESS WRITTEN CONSENT OF SPC TECHNOLOGY.

SPC-F005.DWG

REVISIONS

DOC. NO. SPC-F005 \* Effective: 7/8/08 \* DCP No: 1398

DCP #	REV	DESCRIPTION	DRAWN	DATE	CHECKD	DATE	APPRVD	DATE
	A	Released	JN	11/08/08	JWM	11/08/08	JWM	11/08/08



DIMENSIONS

SPC P/N	A	B	C	D
SPC22184	0.745 [18.92]	0.600 [15.24]	0.300 [7.62]	0.395 [10.03]
SPC22188	0.845 [21.46]	0.700 [17.78]	0.300 [7.62]	0.395 [10.03]
SPC22192	0.945 [24.00]	0.800 [20.32]	0.300 [7.62]	0.395 [10.03]
SPC22193	1.245 [31.62]	1.100 [27.94]	0.600 [15.24]	0.695 [17.65]
SPC22195	1.445 [36.70]	1.300 [33.02]	0.600 [15.24]	0.695 [17.65]
SPC22196	2.045 [51.94]	1.900 [48.26]	0.600 [15.24]	0.695 [17.65]

DIP PACKAGING SOCKET  
WIRE WRAP

SPECIFICATIONS

ENVIRONMENTAL

Temperature Range: -55°C to +105°C

MECHANICAL

Insulator Material: Glass-filled polyester, black, UL94V-0

Contact Material: Phosphor Bronze

Contact plating: 10µ IN gold

ELECTRICAL

Current Rating: 1 AMP

Consult factory for additional options

Mating Product: IDPB (page 84), IDP2 (page 85), Dip plugs (page 158)  
Drawing Number CA-610209

DISCLAIMER:  
ALL STATEMENTS AND TECHNICAL INFORMATION CONTAINED HEREIN ARE BASED UPON INFORMATION AND/OR TESTS WE BELIEVE TO BE ACCURATE AND RELIABLE. SINCE CONDITIONS OF USE ARE BEYOND OUR CONTROL, THE USER SHALL DETERMINE THE SUITABILITY OF THE PRODUCT FOR THE INTENDED USE AND ASSUME ALL RISK AND LIABILITY WHATSOEVER IN CONNECTION THEREWITH.

TOLERANCES:

UNLESS OTHERWISE SPECIFIED, DIMENSIONS ARE FOR REFERENCE PURPOSES ONLY.

DRAWN BY:	DATE:
Jason Nash	11/08/08
CHECKED BY:	DATE:
JWM	11/08/08
APPROVED BY:	DATE:
JWM	11/08/08

DRAWING TITLE:

DIP Socket

SIZE	DWG. NO.	ELECTRONIC FILE	REV
A	Ta-972	Ta-972.DWG	A
SCALE: NTS	U.O.M.: INCHES [mm]	SHEET: 1 OF 1	