



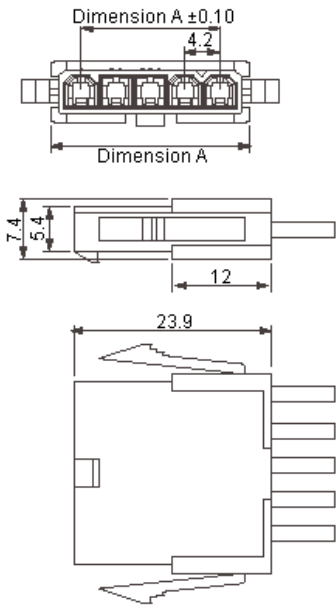
PART NO.

2259(5559)A - Series

REVISIONS

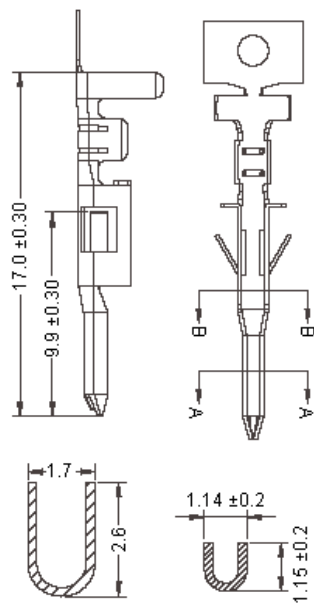
ECN #	REV	DESCRIPTION	DRAWN	DATE	CHECKD	DATE	APPRVD	DATE
-	A	RELEASED	Veena	19/9/08	Suresh	19/9/08	Farnell	3/10/08

Plug Housing



Dimensions : Millimetres

Accessories - Crimp Pin



Dimensions : Millimetres

Specifications:

- Current rating : 9.0A ac/dc.
  - Voltage rating : 600V ac/dc.
  - Maximum contact resistance : 10m $\Omega$ .
  - Minimum insulation resistance : 1000M $\Omega$ .
  - Withstanding voltage : 1500V ac for one minute.
  - Operating temperature range : -40°C to +105°C.
  - Application : Wire 16 to 26 AWG.
- Material and Finish:**
- Housing insulator : High temperature plastic.
  - Crimp terminal : Phosphor bronze or brass tin plated.

This data sheet and its contents (the "Information") belong to the Premier Farnell Group (the "Group") or are licensed to it. No licence is granted for the use of it other than for information purposes in connection with the products to which it relates. No licence of any intellectual property rights is granted. The Information is subject to change without notice and replaces all data sheets previously supplied. The Information supplied is believed to be accurate but the Group assumes no responsibility for its accuracy or completeness, any error in or omission from it or for any use made of it. Users of this data sheet should check for themselves the Information and the suitability of the products for their purpose and not make any assumptions based on information included or omitted. Liability for loss or damage resulting from any reliance on the Information or use of it (including liability resulting from negligence or where the Group was aware of the possibility of such loss or damage arising) is excluded. This will not operate to limit or restrict the Group's liability for death or personal injury resulting from its negligence. SPC MULTICOMP is the registered trademark of the Group. © Premier Farnell plc 2008.

TOLERANCES:  
UNLESS OTHERWISE SPECIFIED, DIMENSIONS ARE FOR REFERENCE PURPOSES ONLY.

DRAWN BY:	DATE:
Veena	19/09/08
CHECKED BY:	DATE:
Suresh	19/09/08
APPROVED BY:	DATE:
Farnell	03/10/08

DRAWING TITLE:			
Plug Housing - Panel Mount			
SIZE A	DWG NO. M10001701	ELECTRONIC FILE 1578513-1578518_2_DWG	REV A
SCALE: NTS	U.O.M.: mm	SHEET: 1 OF 3	



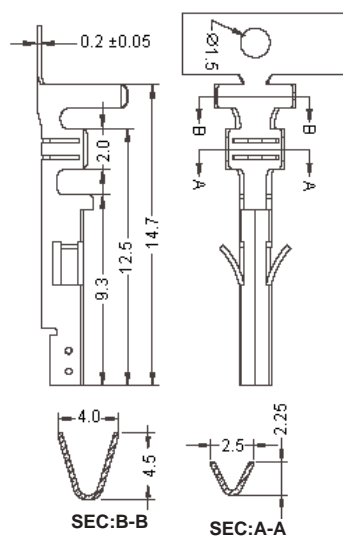
PART NO.

2259(5559)A - Series

REVISIONS

ECN #	REV	DESCRIPTION	DRAWN	DATE	CHECKD	DATE	APPRVD	DATE
-	A	RELEASED	Veena	19/9/08	Suresh	19/9/08	Farnell	3/10/08

Accessories - Crimp Socket

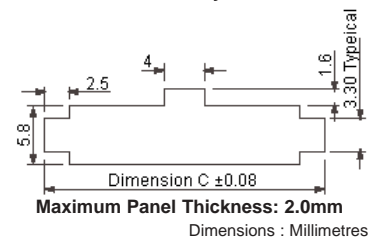


Engineering Dimension

Type	Number of Position	A	B	C	Part Number
Plug Housing	3	8.40	13.80	19.20	2259(5559)A-03
	4	12.60	18.00	23.40	2259(5559)A-04
	5	16.80	22.20	27.60	2259(5559)A-05
Crimp Pin	-	-	-	-	2259(5559)T-1622-BS
Crimp Socket	-	-	-	-	2257(5557)T-1622-BS

Dimensions : Millimetres

Recommended PCB Layout



This data sheet and its contents (the "Information") belong to the Premier Farnell Group (the "Group") or are licensed to it. No licence is granted for the use of it other than for information purposes in connection with the products to which it relates. No licence of any intellectual property rights is granted. The Information is subject to change without notice and replaces all data sheets previously supplied. The Information supplied is believed to be accurate but the Group assumes no responsibility for its accuracy or completeness, any error in or omission from it or for any use made of it. Users of this data sheet should check for themselves the Information and the suitability of the products for their purpose and not make any assumptions based on information included or omitted. Liability for loss or damage resulting from any reliance on the Information or use of it (including liability resulting from negligence or where the Group was aware of the possibility of such loss or damage arising) is excluded. This will not operate to limit or restrict the Group's liability for death or personal injury resulting from its negligence. SPC MULTICOMP is the registered trademark of the Group. © Premier Farnell plc 2008.

TOLERANCES:  
UNLESS OTHERWISE SPECIFIED, DIMENSIONS ARE FOR REFERENCE PURPOSES ONLY.

DRAWN BY:	DATE:
Veena	19/09/08
CHECKED BY:	DATE:
Suresh	19/09/08
APPROVED BY:	DATE:
Farnell	03/10/08

DRAWING TITLE:			
Plug Housing - Panel Mount			
SIZE	DWG NO.	ELECTRONIC FILE	REV
A	M10001701	1578513-1578518_2_DWG	A
SCALE: NTS		U.O.M.: mm	SHEET: 2 OF 3



PART NO.

2259(5559)A - Series

REVISIONS

ECN #	REV	DESCRIPTION	DRAWN	DATE	CHECKD	DATE	APPRVD	DATE
-	A	RELEASED	Veena	19/9/08	Suresh	19/9/08	Farnell	3/10/08

Part Number Explanation:

2259(5559)

A

-

02

Housing

Number of Positions

- Housing** : Plug Housing Single Row.
- Number of Positions** : 03 = 3, 04 = 4 and 05 = 5 Positions.

<http://www.farnell.com>

<http://www.newark.com>

<http://www.cpc.co.uk>

This data sheet and its contents (the "Information") belong to the Premier Farnell Group (the "Group") or are licensed to it. No licence is granted for the use of it other than for information purposes in connection with the products to which it relates. No licence of any intellectual property rights is granted. The Information is subject to change without notice and replaces all data sheets previously supplied. The Information supplied is believed to be accurate but the Group assumes no responsibility for its accuracy or completeness, any error in or omission from it or for any use made of it. Users of this data sheet should check for themselves the Information and the suitability of the products for their purpose and not make any assumptions based on information included or omitted. Liability for loss or damage resulting from any reliance on the Information or use of it (including liability resulting from negligence or where the Group was aware of the possibility of such loss or damage arising) is excluded. This will not operate to limit or restrict the Group's liability for death or personal injury resulting from its negligence. SPC MULTICOMP is the registered trademark of the Group. © Premier Farnell plc 2008.

TOLERANCES:

UNLESS OTHERWISE SPECIFIED, DIMENSIONS ARE FOR REFERENCE PURPOSES ONLY.

DRAWN BY:	DATE:
Veena	19/09/08
CHECKED BY:	DATE:
Suresh	19/09/08
APPROVED BY:	DATE:
Farnell	03/10/08

DRAWING TITLE:

Plug Housing - Panel Mount

SIZE <b>A</b>	DWG NO. M10001701	ELECTRONIC FILE 1578513-1578518_2_DWG	REV A
SCALE: NTS	U.O.M.: mm	SHEET: 3 OF 3	