

RECEPTACLE HOUSING

UPDATE TITLE BLOCK EC NO. UCP2007-1498 DRW:WJELHAG 2007/04/04 CHK:WJELHAG 2007/04/04 APP:RSMITH 2007/04/04	QUALITY SYMBOLS ▽=0 ▽=0	GENERAL TOLERANCES (UNLESS SPECIFIED)		DIMENSION STYLE IN/MM		SCALE 2:1	DESIGN UNITS INCH	<input checked="" type="checkbox"/> THIRD ANGLE PROJECTION
		4 PLACES ± --- ± --- 3 PLACES ± --- ± .010 2 PLACES ± 0.25 ± .014 1 PLACE ± 0.35 ± --- ANGULAR ± 1 °	DRAWN BY SEP DATE 1988/03/07 CHECKED BY DATE 1988/03/07 RW DATE 1988/03/07 APPROVED BY RAS DATE 1988/03/07	TITLE .093/(2.36) HOUSINGS, PLUG AND RECEPTACLE, 3 CKT., .248/(6.30) CTRS		MATERIAL NO. SEE CHART DOCUMENT NO. SD-1991-3*		SHEET NO. 2 OF 3
DRAFT WHERE APPLICABLE MUST REMAIN WITHIN DIMENSIONS		THIS DRAWING CONTAINS INFORMATION THAT IS PROPRIETARY TO MOLEX INCORPORATED AND SHOULD NOT BE USED WITHOUT WRITTEN PERMISSION						

13 12 11 10 9 8 7 6 5 4 3 2 1

PLUG		
PART NO.	ENG. NO.	PKG. INFORMATION
I9-09-2031	I991-3P	PK-1991-001
I9-09-7031	I991-3PBK	PK-1991-001
I9-09-7032	I991-3PIBK	PK-1991-001
I9-09-2033	I991-3P4	
I9-09-2032	I991-3PI	PK-1991-002
I9-09-7034	I991-3PIOR	PK-1991-001

RECEPTACLE		
PART NO.	ENG. NO.	PKG. INFORMATION
I9-09-1032	I991-3R1	PK-1991-001
I9-09-6031	I991-3RBK	PK-1991-001
I9-09-6032	I991-3RIBK	PK-1991-001
I9-09-1030	I991-3R5	

LEGEND:

1991-3****

CIRCUIT SIZE

P = PLUG
R = RECEPTACLE

BLANK = PLUG; WITH PREBENT EARS
PER DETAIL 4

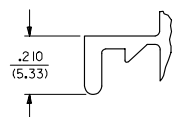
1 = WITHOUT EARS

4 = WITHOUT EARS, WITHOUT SQUARE ENDS PER DETAIL 1

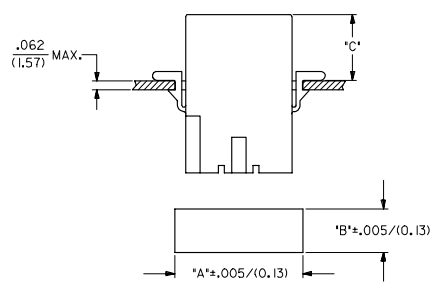
5 = RECEPT; WITH PREBENT EARS, PER DETAIL 4

COLOR: BLANK=NATURAL COLOR

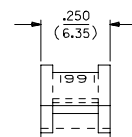
AM=AMBER BK=BLACK BU=BLUE
BN=BROWN GY=GRAY GN=GREEN
OR=ORANGE RD=RED YW=YELLOW



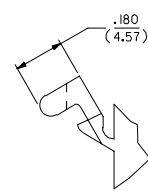
DETAIL 3
STANDARD MOUNTING EAR
(SCALE 4:1)



HOUSING	DIM. "A"	DIM. "B"	DIM. "C" STD.	EARDIM. "C" PREBENT
PLUG	.1022/(25.96)	.365/(9.27)	.48/(12.2)	.52/(13.2)
RECEPTACLE	.920/(23.37)	.311/(7.90)	.47/(11.9)	.51/(12.9)



DETAIL 4
PREBENT MOUNTING EAR
(SCALE 4:1)



NOTES:

- MATERIAL: NYLON TYPE 6/6, 94V-2.
- FINISH: NOT APPLICABLE
- PRODUCT SPECIFICATION: PS-02-09
- PACKAGING SPECIFICATION: SEE CHART
- ACCEPTS MOLEX .093/(2.36) SERIES TERMINALS.
- VERSION FOR USE WITH 2687 CONNECTOR.
- PARTS CONFORM TO CLASS B REQUIREMENTS OF COSMETIC SPECIFICATION PS-45499-002.

ADD NOTES 2,3,4 & 7 EC NO: UCP2007-1498 DRW:SELHAG 2007/04/04 CHK:SELHAG 2007/04/04 APP:PSMTH 2007/04/04	QUALITY SYMBOLS ▽=0 ▽=0	GENERAL TOLERANCES (UNLESS SPECIFIED)		DIMENSION STYLE IN/MM		SCALE 2:1	DESIGN UNITS INCH	THIRD ANGLE PROJECTION
		4 PLACES ± --- ± --- 3 PLACES ± --- ± .010 2 PLACES ± 0.25 ± .014 1 PLACE ± 0.35 ± --- ANGULAR ± 1 °	DRAWN BY SEP 1988/03/07 CHECKED BY RW 1988/03/07 APPROVED BY RAS 1988/03/07	TITLE .093/(2.36) HOUSINGS, PLUG AND RECEPTACLE, 3 CKT., .248/(6.30) CTRS.			MOLEX INCORPORATED	
DRAFT WHERE APPLICABLE MUST REMAIN WITHIN DIMENSIONS		MATERIAL NO. SEE CHART		DOCUMENT NO. SD-1991-3*		SHEET NO. 3 OF 3		

THIS DRAWING CONTAINS INFORMATION THAT IS PROPRIETARY TO MOLEX INCORPORATED AND SHOULD NOT BE USED WITHOUT WRITTEN PERMISSION

12 11 10 9 8 7 6 5 4 3 2 1