

4

3

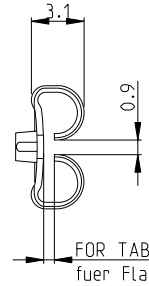
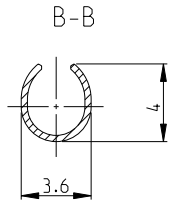
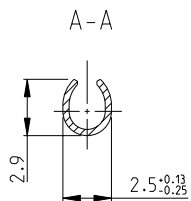
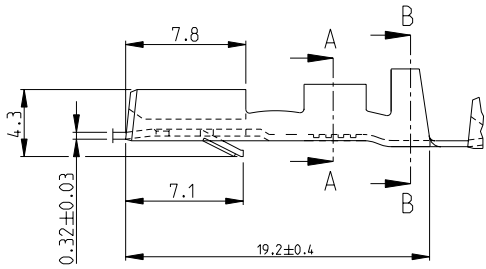
2

1

THIS DRAWING IS UNPUBLISHED. RELEASED FOR PUBLICATION 2008  
 © COPYRIGHT 2008 BY TYCO ELECTRONICS CORPORATION. ALL RIGHTS RESERVED.

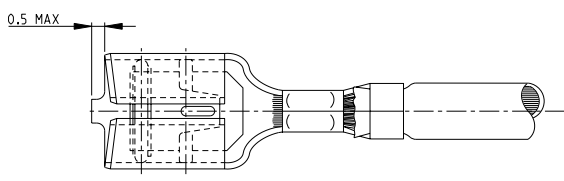
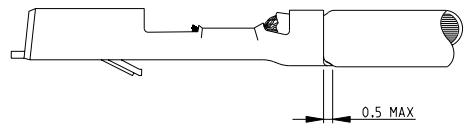
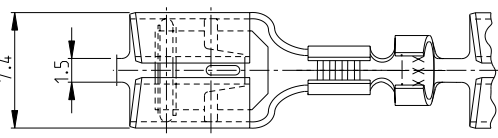
LOC AI DIST -

REVOLUTIONS		DATE	OWN	APVD
P	LTR	DESCRIPTION		
	AN	NEW CAD DRAWING CREATED	07 JUL 2008	Abr Goep
	AN1	REVISED PER ECO-10-000030	04 JAN 10	KK AEG



SPECIAL PREFORMING  
 FOR HAND TOOL 825514  
 Spezial Vorformung  
 fuer Handzange 825514

NOTE:  
 ⚠️ OBSOLETE PARTS: OBSOLETE CIS STREAMLINING  
 PER D.RENAUD/D.SINISI



WIRE CRIMP	INSULATION CRIMP	STRIP NO.	FINISH	MATERIAL	LP NO.	REV.
.090 F	.130 F	6-160526-0	SILVERPLATED	CuSn4 F56	925603-5	
		5-160526-8	PLAIN	CuSn4 F56	925603-4	
		5-160526-7	TINPLATED	CuZn30 F53	925603-2	
		5-160526-6	PLAIN	CuZn30 F53	925603-1	

FOR CURRENT REV  
 SEE STRIP DRW  
 aktuelle Rev. siehe  
 Streifenzeichnung

<small>THIS DRAWING IS A CONTROLLED DOCUMENT FOR TYCO ELECTRONICS CORPORATION          IT IS SUBJECT TO CHANGE AND THE CONTROLLING ENGINEERING ORGANIZATION          SHOULD BE CONTACTED FOR THE LATEST REVISION.</small>		DOWN Abraham, G. 07 JUL 2008 CHK Goepfel, C. 07 JUL 2008 APVD Bleicher, M. 08 JUL 2008	Tyco Electronics AMP GmbH 64625 Bensheim (Germany)
DIMENSIONS: mm	TOLERANCES UNLESS OTHERWISE SPECIFIED: 0-PLC ±0.25 1-PLC ±0.25 2-PLC ±0.25 3-PLC ±0.25 ANGLES ±1.5°	NAME FASTIN-ON REC. .250 SERIES Fastin-on Flachsteckhuelse Ser. 6.3	RESTRICTED TO -
MATERIAL -	FINISH -	SIZE A3 CAGE CODE 00779 DRAWING NO. C-925603	CUSTOMER DRAWING SCALE - SHEET 1 OF 1 REV AN1