


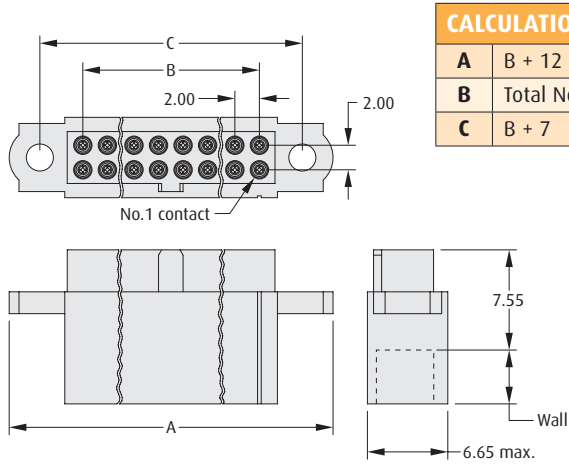
Datamate Connectors

Female Crimp Extended Wall

- Extended Wall Datamate allows back potting to be performed.
- Polarised mouldings.
- Crimp contacts are rear insertable.
- Large bore 22AWG, small bore 24-28 AWG.
- Part numbers are for housings and the equivalent no. of contacts.
- Mates with male connectors shown on pages 34-40 and 42-43.
- Spare contacts are available - see page 16.



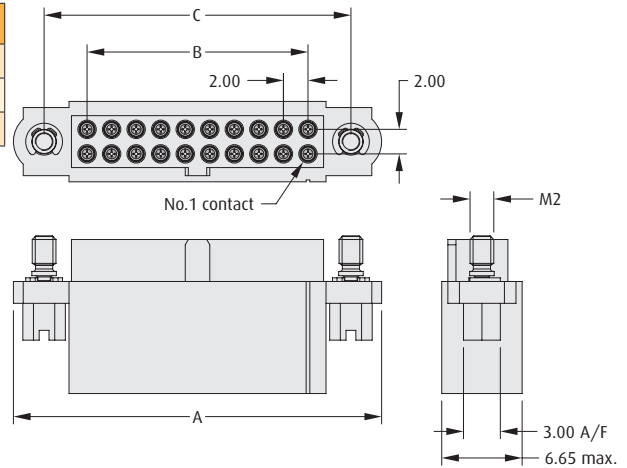
WITHOUT JACKSCREWS



CALCULATION

A	$B + 12$
B	Total No. of contacts - 2
C	$B + 7$

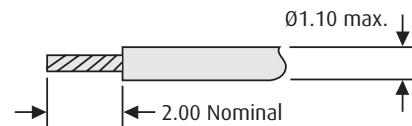
WITH JACKSCREWS



TOOLS

Recommended Crimp Tool - M22520/2-01
Positioner - T5747
Contact Insertion/Removal Tool - Z80-280
 See pages 77 to 79
 Instruction sheets available at www.harwin.com/downloads/instructions

WIRE STRIPPING DETAILS



HOW TO ORDER

M80 - XXX XX XX

SERIES CODE

TYPE	
465 Large Bore, with jackscrews*	476 Small Bore, without jackscrews
466 Small Bore, with jackscrews*	485 Large Bore, with hex jackscrews
475 Large Bore, without jackscrews	486 Small Bore, with hex jackscrews

WALL SIZE

BLANK	Wall = 5mm
A	Wall = 1mm

FINISH

05	Gold	
42	Gold + Tin	

TOTAL NO. OF CONTACTS

06,10,12,14,18,20,26,34,42,50

*Slotted

All dimensions in mm.

www.harwin.com

