

# 2mm TIGER EYE™ IDC CABLE TCSO SERIES

**Mates with:**  
TMM, TMMH, STMM,  
MMT, TW, MTMM, EHT,  
ETMM (-SR), ZSTMM

## FEATURES

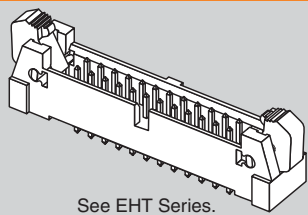
- Low profile, only 5mm (.200") assembled height
- Four-finger contacts optimize normal, insertion and withdrawal forces
- Ask about our custom IDC design capabilities

## SPECIFICATIONS

For complete specifications see [www.samtec.com?TCSO](http://www.samtec.com?TCSO)

**Insulator Material:** Black Glass Filled Polyester  
**Contact:** BeCu  
**Plating:** Au or Sn over 50µ" (1,27µm) Ni  
**Wire:** 28 AWG 7/36 Stranded, Tinned, Copper with Gray PVC Insulator  
**Current Rating:** 1A  
**Operating Temp Range:** -40°C to +105°C  
**Lead Size Accepted:** (0,48mm) .019" to (0,53mm) .021"  
**Contact Resistance:** 10 mΩ maximum  
**Insertion Depth:** (2,87mm) .113" to (3,17mm) .125"  
**Insertion Force:** (Single contact only) 2 oz. (0,56N) average  
**Withdrawal Force:** (Single contact only) 1.4 oz (0,39N) average  
**RoHS Compliant:** Yes

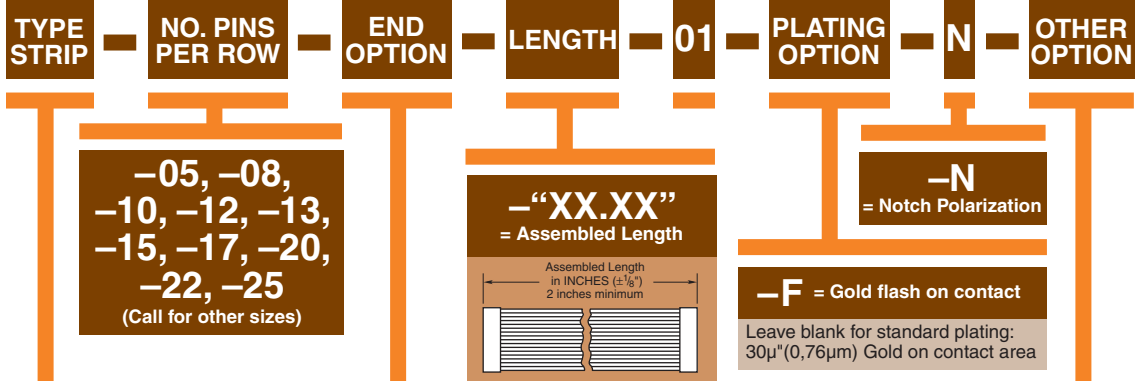
## EJECTOR HEADER



See EHT Series.

**Note:** Other Gold plating options available. Contact Samtec.

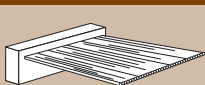
**Note:** TCSO Series assemblies are non-standard, non-returnable.



## POLARIZING KEY

Specify PK-01-07 for polarizing key (Available in wheels of six each). Also polarizes SMM Series socket strips.

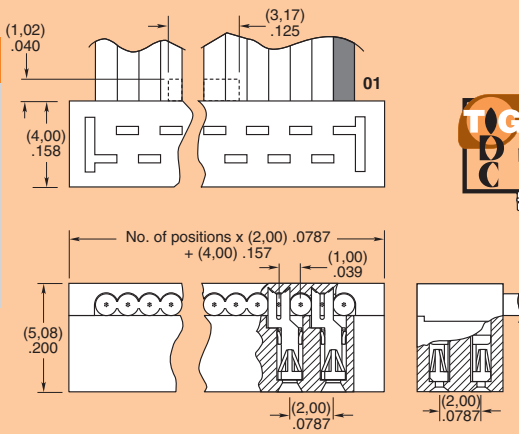
-S  
= Single End



-D  
= Double End

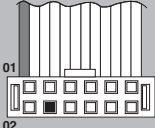


## TCSO = Socket Strip



## RUGGEDIZED

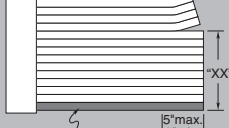
-P "XX"  
= Position Polarization



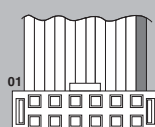
Specify "XX" as position number. Same position will be polarized on both ends.

-B "XX"  
= Breakout

Specify "XX" as number of conductors to be broken out.



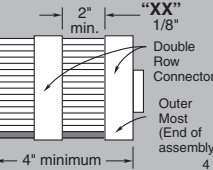
-RW  
= Reverse Wiring



-SR  
= Strain Relief



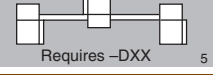
-D "XX"  
= Daisy Chain



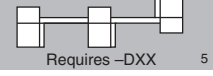
-R  
= Reversed



-M  
= Middle Reverse



-O  
= Outside Reverse



Due to technical progress, all designs, specifications and components are subject to change without notice.

WWW.SAMTEC.COM