

DRAWING No.: M40-110 XX 00

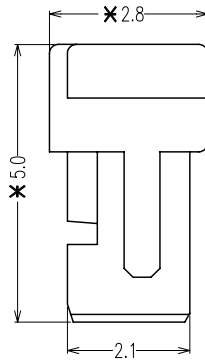
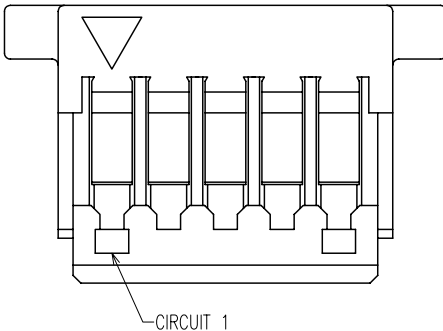
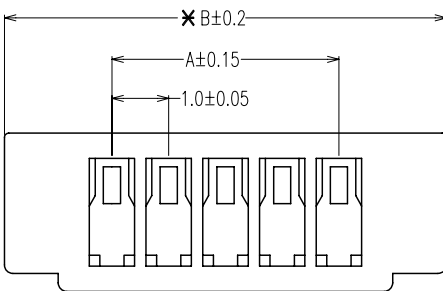
IF IN DOUBT - ASK

©

NOT TO SCALE

THIRD ANGLE PROJECTION

ALL DIMENSIONS IN mm



NO. OF WAYS	PART NO.	DIM (mm)		NO. OF WAYS	PART NO.	DIM (mm)	
		A	B			A	B
2	M40-110 02 00	1.00	5.00	12	M40-110 12 00	11.00	15.00
3	M40-110 03 00	2.00	6.00	13	M40-110 13 00	12.00	16.00
4	M40-110 04 00	3.00	7.00	14	M40-110 14 00	13.00	17.00
5	M40-110 05 00	4.00	8.00	15	M40-110 15 00	14.00	18.00
6	M40-110 06 00	5.00	9.00	16	M40-110 16 00	15.00	19.00
7	M40-110 07 00	6.00	10.00	*17	M40-110 17 00	16.00	20.00
8	M40-110 08 00	7.00	11.00	*18	M40-110 18 00	17.00	21.00
9	M40-110 09 00	8.00	12.00	*19	M40-110 19 00	18.00	22.00
10	M40-110 10 00	9.00	13.00	20	M40-110 20 00	19.00	23.00
11	M40-110 11 00	10.00	14.00				

PLS NOTE: FOR PART NO. WITH * . PLEASE CHECK WITH TECHNICAL SALES FOR AVAILABILITY

SPECIFICATIONS:

MATERIAL:-

MOULDING: P.B.T UL94V-0

ELECTRICAL:-

CURRENT RATING: 1A AC/DC

VOLTAGE RATING: 50V AC/DC

WITHSTAND VOLTAGE: 500V AC/MINUTE

CONTACT RESISTANCE: 20 mΩ MAX.

INSULATION RESISTANCE: 100 MΩ MIN.

ENVIRONMENTAL:-

TEMPERATURE RANGE: -25°C TO +85°C

OTHERS:-

AVAILABLE NO. OF WAYS: 2 TO 20

NOTES: ALL DIMENSIONS AND NOTES MARKED * ARE CRITICAL AND MUST BE CHECKED IN ACCORDANCE WITH QUALITY DOC. Q1-02A

Allan	2	05.11.07	A090
Allan	1	01.08.06	-

NAME ISS. DATE C/NOTE

APPROVED: *Ben*

CHECKED:

DRAWN: Allan

CUSTOMER REF.:

ASSEMBLY DRG:

△ NOTES:

TO BE USED WITH TERMINALS M40-1000046 AND M40-900 TO M40-907

ORDER CODE

M40-110 XX 00

NO. OF WAYS

CUSTOMER REF.:

ASSEMBLY DRG:

TOLERANCES

X.X = ±0.25mm
X.XX = ±0.15mm
X.XXX = ±0.08mm

THIS DRAWING AND ANY INFORMATION OR DESCRIPTIVE MATTER SET OUT HEREON ARE CONFIDENTIAL AND COPYRIGHT PROPERTY OF THE HARWIN GROUP AND MUST NOT BE DISCLOSED, LOANED, COPIED OR USED FOR MANUFACTURING, TENDERING OR FOR ANY OTHER PURPOSE WITHOUT THEIR WRITTEN PERMISSION.

TOLERANCES
X. = ±1mm
X.X = ±0.25mm
X.XX = ±0.15mm
X.XXX = ±0.08mm
ANGLES = ±5°
UNLESS STATED

MATERIAL: SEE NOTES

FINISH: SEE NOTES

S/AREA: mm²

TITLE:
1.00mm PITCH WIRE TO BOARD CONNECTOR

DRAWING NUMBER:
M40-110 XX 00

SHT
1
OF
1

HARWIN

HARWIN USA
TEL: 603 893 5376
FAX: 603 893 5396
mis@harwin.com

HARWIN Europe (UK)
TEL: 023 9231 4545
FAX: 023 9231 4590
mis@harwin.co.uk

HARWIN Asia
TEL: +65 6 779 4909
FAX: +65 6 779 3868
mis@harwin.com.sg