



PRODUCT SPECIFICATION



LANGUAGE
ENGLISH

1.0 SCOPE

This specification defined the product performance requirements for the Picoflex connector system.

2.0 PRODUCTION DESCRIPTION

- 90325-**** Header assembly, straight P.C. tail version
- 90715-**** Header assembly, with kinked P.C. tails and optional polarising pegs.
- 90779-**** Header assembly, high temperature thermoplastic material.
- 90327-**** Insulation displacement female assembly.
- 90327-9001 Insulation displacement female assembly with pull tab feature.
- 90584-**** Board-in insulation displacement assembly
- 90800-**** Header assembly right angle P.C. tail version.
- 90814-**** Header assembly SMT version.

REV	H	H	H	H	H	H	H	H	H	H												
SHT	1	2	3	4	5	6	7	8	9	10												
REVISE ON PC ONLY								TITLE PRODUCT SPECIFICATION FOR PICO FLEX														
G	Revised to Corporate Standard rRe							THIS DOCUMENT CONTAINS INFORMATION THAT IS PROPRIETARY TO MO INC. AND SHOULD NOT BE USED WITHOUT WRITTEN PERMISSION														
REV	DESCRIPTION							WRITTEN BY: BBO			CHECKED BY:			APPROVED BY:			DATE: YR / MO / DAY 94 / 11 / 03					
DESIGN CONTROL MOLEX IRELAND LTD				STATUS M				FILE NAME PS992011.SA			SHT NO. 1 OF 11											
DOCUMENT NO. PS-99020-0011												ES-40000-3996 REV. A SHEET 3 95/MAR/10 EC U5-0926 DCBRD03.SAM										



PRODUCT SPECIFICATION



LANGUAGE

3.0 APPLICABLE DOCUMENT AND SPECIFICATIONS

See sales drawings and any other sections of this specification for the relevant reference documents and specifications. In cases where this product specification differs from product drawings, the product drawings take precedence.

4.0 RATINGS

4.1 VOLTAGE

Maximum of 250 VAC/DC.

4.2 CURRENT

1.2A at +70°C

4.3 OPERATING TEMPERATURE

-40 °C to +105 °C.

5.0 PERFORMANCE

5.1 ELECTRICAL PERFORMANCE

ITEM	TEST CONDITION	REQUIREMENT
Insulation resistance:	500V DC applied to adjacent circuits	1000 megohms MINIMUM
Dielectric withstanding voltage 750 VAC/1 minute.	750 VAC applied to adjacent circuits for 1 minute	No breakdown
Contact Resistance	20 mV maximum open circuit voltage. 100mA maximum test current.	15mOhms MAXIMUM

	REVISE ON PC ONLY		TITLE	PRODUCT SPECIFICATION FOR PICO FLEX	THIS DOCUMENT CONTAINS INFORMATION THAT IS PROPRIETARY TO MO INC. AND SHOULD NOT BE USED WITHOUT WRITTEN PERMISSION
	G	Revised to Corporate Standard			
	REV	DESCRIPTION			
DOCUMENT NO. PS-99020-0011			FILE NAME PS992011.SAM	SHEET 2 of 11	
ES-40000-3996 REV. A SHEET 4 95/MAR/10 EC U5-0926 DCBRD03.SAM					



PRODUCT SPECIFICATION



LANGUAGE

5.2 MECHANICAL PERFORMANCE

ITEM	TEST CONDITION	REQUIREMENT
Insertion Force (per individual contact)	Insertion force tested by inserting standard gauge blade specified in section 7.0 Rate of insertion = 25 ±6 mm/sec	1.7N maximum for initial insertion of Tin-Lead contact 1.1N maximum for initial insertion of Gold on Gold contact
Withdrawal Force (per individual contact)	Rate of withdrawal = 25 ±6 mm/sec	Withdrawal force = 0.25N Minimum
Durability	1 durability cycle = 1 Mating & Unmating of the connector using Picoflex extraction tool or pull tab For Tin-Lead on Tin-Lead system Number of cycles = 30 (using extraction tool) For 0.76µm Gold on Gold system Number of cycles = 100 (using pull tab or extraction tool)	Allowable variation from initial insertion force value = 0.50N Maximum Change in contact resistance from initial value = 10mOhms Maximum
Shock	Acceleration = 50g Duration = 11 milliseconds per IEC 512-4, test condition 6c.	Change in contact resistance from initial value = 10mOhms Maximum Discontinuity = 1micro second. Maximum
Vibration	Sweep = 10-55-10Hz, Amplitude = 0.35mm or 5g Pulse = 1/2 Sine Duration = 2 hours in each X-Y-Z direction per IEC 512-4 test condition 6d	Change in contact resistance from initial value = 10mOhms Maximum Discontinuity = 1micro second Maximum

REVISE ON PC ONLY		TITLE	PRODUCT SPECIFICATION FOR PICOFLEX	
G	Revised to Corporate Standard			
REV	DESCRIPTION	THIS DOCUMENT CONTAINS INFORMATION THAT IS PROPRIETARY TO MO INC. AND SHOULD NOT BE USED WITHOUT WRITTEN PERMISSION		
DOCUMENT NO. PS-99020-0011		FILE NAME PS992011.SAM	SHEET 3 of 11	
ES-40000-3996 REV. A SHEET 4 95/MAR/10 EC U5-0926 DCBRD03.SAM				



PRODUCT SPECIFICATION



LANGUAGE

ITEM	TEST CONDITION	REQUIREMENT
Terminal Retention Force in Housing (Header Terminal)	Terminal withdrawal force to be applied at the rate of 25 ± 6mm per minute	Terminal Retention force = 7N Minimum

5.3 ENVIRONMENTAL PERFORMANCE

ITEM	TEST CONDITION	REQUIREMENT
Damp Heat	Mate connectors and expose to: Temperature = +40° C +3/-0°C Humidity = 90 - 95% R.H Duration = 1000 Hours	Change in contact resistance from initial value = 10mOhms Maximum No visual damage
Dry Heat	Mate connectors and expose to: Temperature = +105°C +3/-0°C Duration = 240 hours	Change in contact resistance from initial value = 10mOhms Maximum No visual damage
Thermal Shock	Mate connectors and expose to: 10 cycles of the following profile Temperature °C Time Duration -40 +0 /-3 30 minutes +20 ± 5 5 minutes max +105 +3/-0 30 minutes	Change in contact resistance from initial value = 10mOhms Maximum No visual damage
Corrosive Atmosphere Sulphur Dioxide (SO ₂)	Mate Connectors and expose to: Atmosphere: 10 parts per million (ppm) SO ₂ Duration: 240 hours Temperature: 25 °C Humidity: 75% R.H.	Change in contact resistance from initial value = 10mOhms Maximum No visual damage

REVISE ON PC ONLY		TITLE	PRODUCT SPECIFICATION FOR PICO FLEX	
G	Revised to Corporate Standard			
REV	DESCRIPTION			
DOCUMENT NO. PS-99020-0011		THIS DOCUMENT CONTAINS INFORMATION THAT IS PROPRIETARY TO MO INC. AND SHOULD NOT BE USED WITHOUT WRITTEN PERMISSION		
		FILE NAME PS992011.SAM	SHEET 4 of 11	
ES-40000-3996 REV. A SHEET 4 95/MAR/10 EC U5-0926 DCBRD03.SAM				



PRODUCT SPECIFICATION



LANGUAGE

ITEM	TEST CONDITION	REQUIREMENT
Corrosive Atmosphere Hydrogen Sulphide (H ₂ S)	Mate Connectors and expose to: Atmosphere: 1 part per million (ppm) HS Duration: 96 hours Temperature: 25 °C Humidity: 75% R.H.	Change in contact resistance from initial value = 10mOhms Maximum No visual damage
Resistance to Infra-Red Reflow (90814 only)	Subject Unmated connectors to Infra-red profile shown in appendix	No visual damage

	REVISE ON PC ONLY		TITLE PRODUCT SPECIFICATION FOR PICO FLEX	THIS DOCUMENT CONTAINS INFORMATION THAT IS PROPRIETARY TO MO INC. AND SHOULD NOT BE USED WITHOUT WRITTEN PERMISSION
	G	Revised to Corporate Standard		
	REV	DESCRIPTION		
DOCUMENT NO. PS-99020-0011			FILE NAME PS992011.SAM	SHEET 5 of 11
ES-40000-3996 REV. A SHEET 4 95/MAR/10 EC U5-0926 DCBRD03.SAM				



PRODUCT SPECIFICATION



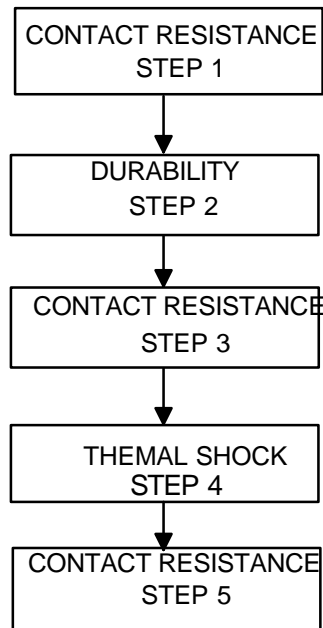
LANGUAGE

5.4 TEST SEQUENCE

5.4.1 TEST SEQUENCE (ALL PARTS EXCEPT 90814 SMT PICO FLEX)

TEST ITEM	Group I.	Group II.	Group III.	Group IV.	Group V.
CONTACT RESISTANCE	1.3.5.7	1.3.5	1.3.6	1.3.5	1.3.5
DURABILITY	2	2	2	2	2
DRY HEAT	4				
DAMP HEAT	6				
THERMAL SHOCK		4			
VIBRATION			4		
DROP SHOCK			5		
SULPHUR DIOXIDE				4	
HYDROGEN SULPHIDE					4

Note: The numbers in the boxes represent the sequence of testing. For example, the sequence of testing for Group II is shown in flow chart form below:



REVISE ON PC ONLY		TITLE PRODUCT SPECIFICATION FOR PICO FLEX	THIS DOCUMENT CONTAINS INFORMATION THAT IS PROPRIETARY TO MO INC. AND SHOULD NOT BE USED WITHOUT WRITTEN PERMISSION
G	Revised to Corporate Standard		
REV	DESCRIPTION		
DOCUMENT NO. PS-99020-0011		FILE NAME PS992011.SAM	SHEET 6 of 11
ES-40000-3996 REV. A SHEET 4 95/MAR/10 EC U5-0926 DCBRD03.SAM			



PRODUCT SPECIFICATION



LANGUAGE

5.4.1 TEST SEQUENCE FOR 90814 SMT PICO FLEX

TEST ITEM	Group I.	Group II.	Group III.	Group IV.	Group V.
RESISTANCE TO INFRA-RED REFLOW	1	1	1	1	1
CONTACT RESISTANCE	2.4.6.8	2.4.6	2.4.7	2.4.6	2.4.6
DURABILITY	3	3	3	3	3
DRY HEAT	5				
DAMP HEAT	7				
THERMAL SHOCK		5			
VIBRATION			5		
DROP SHOCK			6		
SULPHUR DIOXIDE				5	
HYDROGEN SULPHIDE					5

REVISE ON PC ONLY		TITLE PRODUCT SPECIFICATION FOR PICO FLEX	THIS DOCUMENT CONTAINS INFORMATION THAT IS PROPRIETARY TO MO INC. AND SHOULD NOT BE USED WITHOUT WRITTEN PERMISSION
G	Revised to Corporate Standard		
REV	DESCRIPTION		
DOCUMENT NO. PS-99020-0011		FILE NAME PS992011.SAM	SHEET 7 of 11
ES-40000-3996 REV. A SHEET 4 95/MAR/10 EC U5-0926 DCBRD03.SAM			



PRODUCT SPECIFICATION



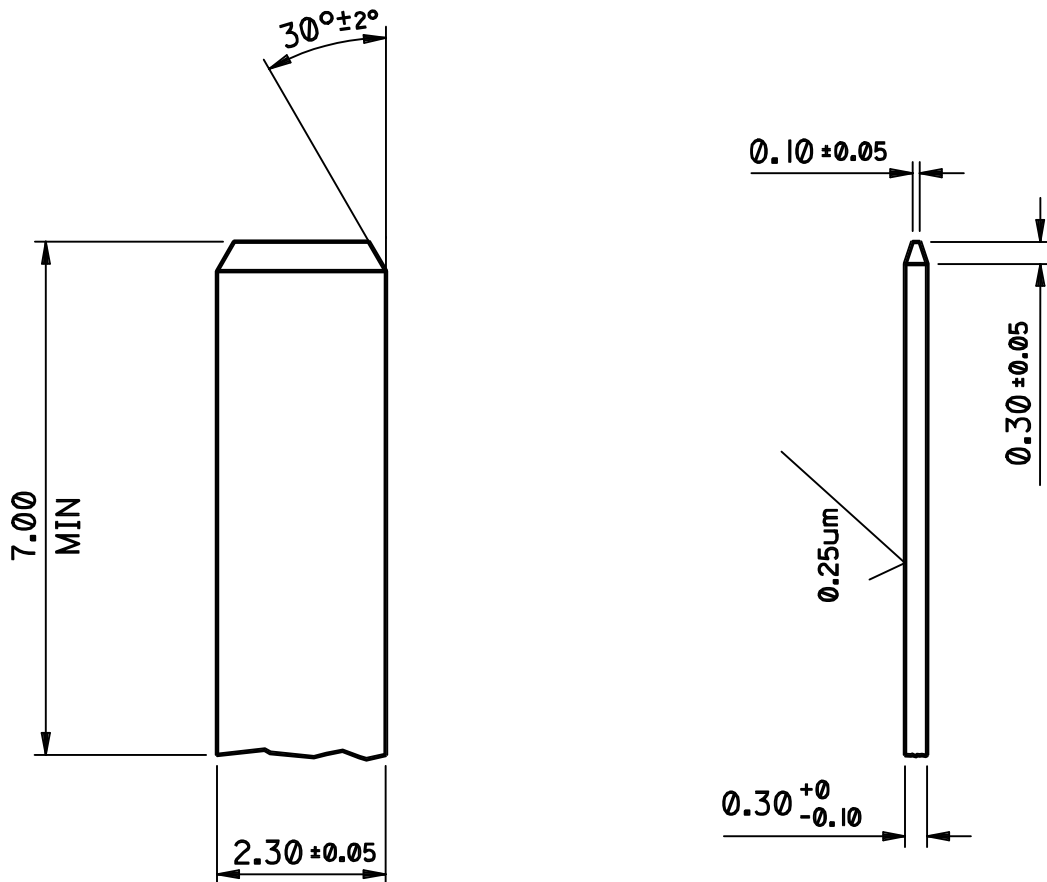
LANGUAGE

6.0 PACKAGING

Parts shall be packaged to protect against damage during handling, transit and storage. For details of packaging see applicable family sales drawing.

7.0 GAUGES & FIXTURES

7.1 INSERTION/WITHDRAWAL GAUGE SPECIFICATION



Insertion/Withdrawal Gauge Dimensions

Note: Gauge weight: 25 grams minimum

REVISE ON PC ONLY		TITLE PRODUCT SPECIFICATION FOR PICO FLEX	THIS DOCUMENT CONTAINS INFORMATION THAT IS PROPRIETARY TO MO INC. AND SHOULD NOT BE USED WITHOUT WRITTEN PERMISSION	
G	Revised to Corporate Standard			
REV	DESCRIPTION			
DOCUMENT NO. PS-99020-0011		FILE NAME PS992011.SAM	SHEET 8 of 11	
ES-40000-3996 REV. A SHEET 4 95/MAR/10 EC U5-0926 DCBRD03.SAM				



PRODUCT SPECIFICATION

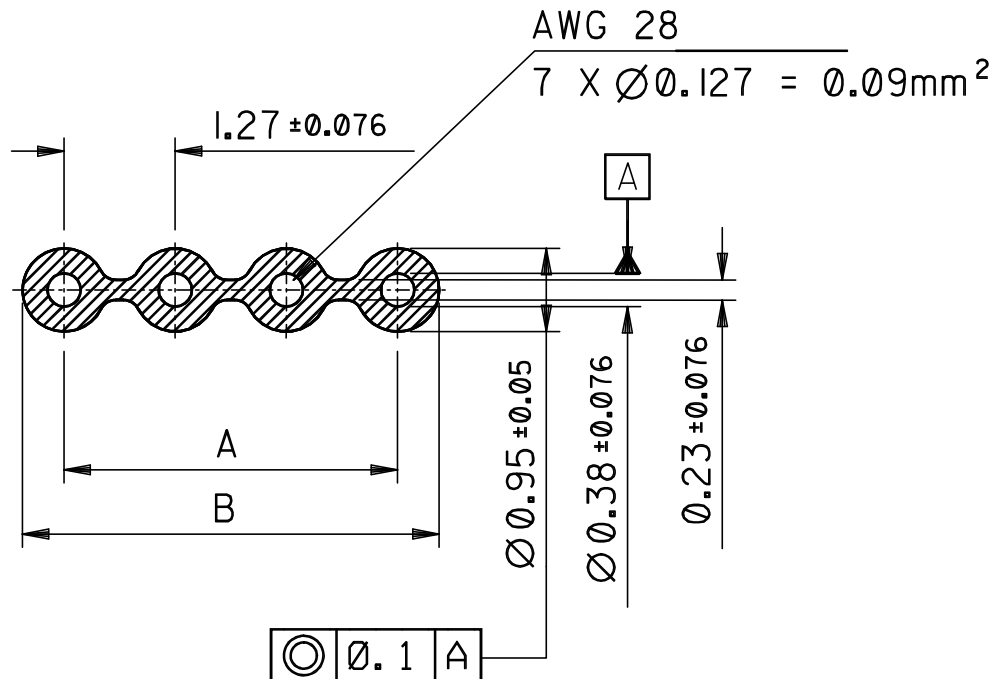


LANGUAGE

8.0 OTHER INFORMATION

8.1 CABLE SPECIFICATION

The cable profile is representational. Cable which meets the specified dimensions, constructions, and performance criteria is acceptable.



CIRCUIT SIZE	DIMENSION A	DIMENSION B
4	3.81	4.74
6	6.35	7.28
8	8.39	9.82
10	11.43	12.36
12	13.97	14.90
14	16.51	17.44
16	19.05	19.98
18	21.59	22.52
20	24.13	25.06
26	31.75	32.68

REVISE ON PC ONLY		TITLE PRODUCT SPECIFICATION FOR PICOFLEX	THIS DOCUMENT CONTAINS INFORMATION THAT IS PROPRIETARY TO MO INC. AND SHOULD NOT BE USED WITHOUT WRITTEN PERMISSION
G	Revised to Corporate Standard		
REV	DESCRIPTION		
DOCUMENT NO. PS-99020-0011		FILE NAME PS992011.SAM	SHEET 9 of 11
ES-40000-3996 REV. A SHEET 4 95/MAR/10 EC U5-0926 DCBRD03.SAM			



PRODUCT SPECIFICATION



LANGUAGE

8.1.1 CONDUCTOR

EL-Cu stranded, 7 X 0.127mm diameter.
 28 AWG (0.09 square millimetre)
 EL-Cu-58F21 to DIN 40500, Tin plated V3 to DIN 40500.
 Twist length to 6.8 maximum.

8.1.2 INSULATION

PVC Y17 to VDE 0207
 Fire retardant rating VWI to UL62 and VDE 0472 and 804
 Shore hardness: A90+-5.

8.1.3 ELECTRICAL DATA: (at +20 degrees C)

Nominal voltage: 300V
 Test voltage: 1500V
 Conductor resistance: less than or equal to 240 ohms/km
 Insulation resistance: greater than or equal to 100 ohms/km.
 Nominal current 1.2A (each conductor)

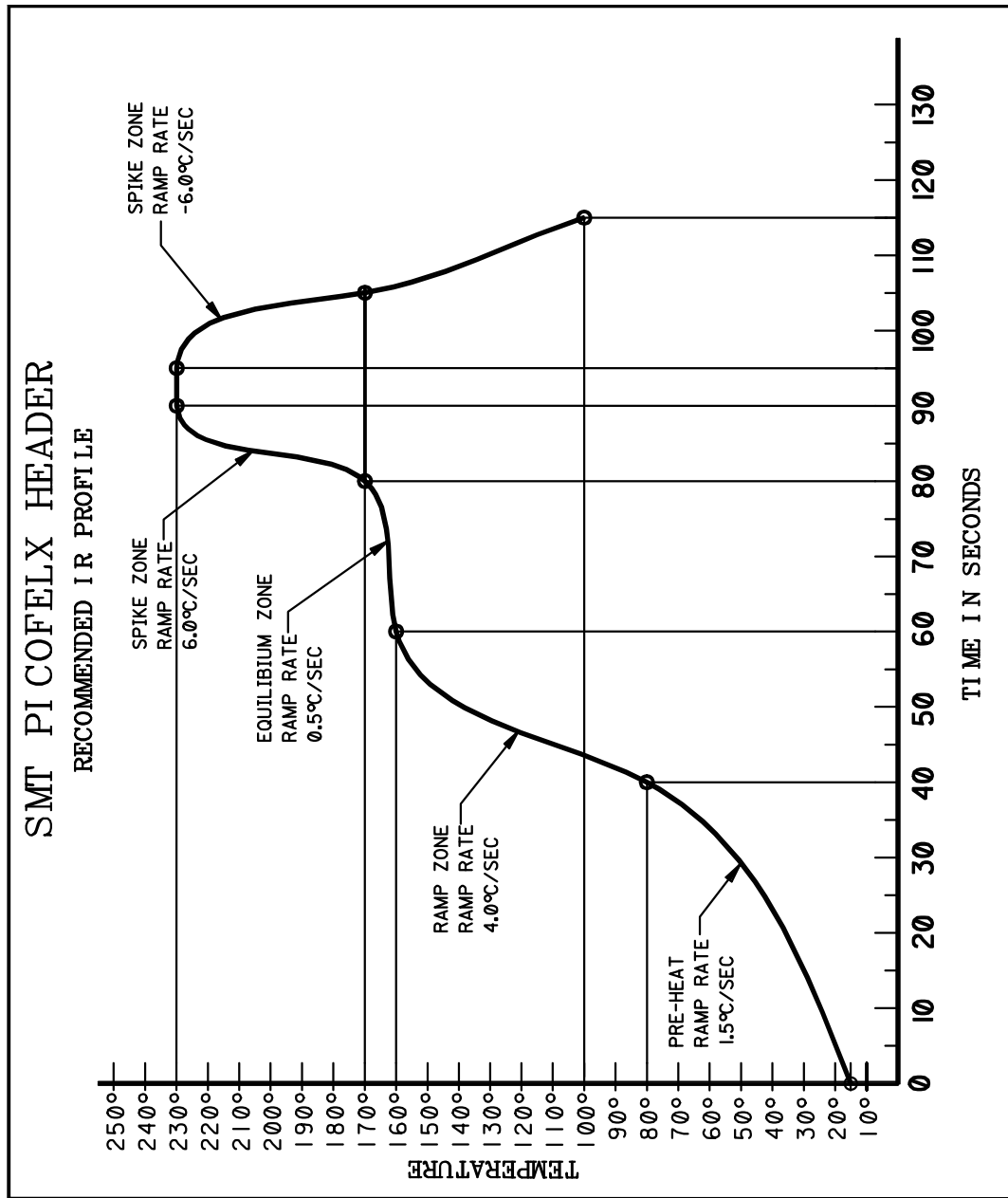
8.1.4 TEMPERATURE RANGE

Steady rise: -40 to +80 deg C.
Random rise: -20 to +80 deg C.

REVISE ON PC ONLY		TITLE PRODUCT SPECIFICATION FOR PICOFLEX	THIS DOCUMENT CONTAINS INFORMATION THAT IS PROPRIETARY TO MO INC. AND SHOULD NOT BE USED WITHOUT WRITTEN PERMISSION
G	Revised to Corporate Standard		
REV	DESCRIPTION		
DOCUMENT NO. PS-99020-0011		FILE NAME PS992011.SAM	SHEET 10 of 11
ES-40000-3996 REV. A SHEET 4 95/MAR/10 EC U5-0926 DCBRD03.SAM			



APPENDIX A



Recommended SMT Profile for 90814 Header


REVISE ON PC ONLY		TITLE PRODUCT SPECIFICATION FOR PICOFLEX	THIS DOCUMENT CONTAINS INFORMATION THAT IS PROPRIETARY TO MO INC. AND SHOULD NOT BE USED WITHOUT WRITTEN PERMISSION
G	Revised to Corporate Standard		
REV	DESCRIPTION		
DOCUMENT NO. PS-99020-0011		FILE NAME PS992011.SAM	SHEET 11 of 11
ES-40000-3996 REV. A SHEET 4 95/MAR/10 EC U5-0926 DCBRD03.SAM			



PRODUCT SPECIFICATION



LANGUAGE




	REVISE ON PC ONLY		TITLE PRODUCT SPECIFICATION FOR PICO FLEX <small>THIS DOCUMENT CONTAINS INFORMATION THAT IS PROPRIETARY TO MO INC. AND SHOULD NOT BE USED WITHOUT WRITTEN PERMISSION</small>	
	G	Revised to Corporate Standard		
	REV	DESCRIPTION		
DOCUMENT NO. PS-99020-0011			FILE NAME PS992011.SAM	SHEET 12 of 11
ES-40000-3996 REV. A SHEET 4 95/MAR/10 EC U5-0926 DCBRD03.SAM				



PRODUCT SPECIFICATION



LANGUAGE



	REVISE ON PC ONLY		TITLE	PRODUCT SPECIFICATION FOR PICOFLEX	
	G	Revised to Corporate Standard			
	REV	DESCRIPTION			
DOCUMENT NO. PS-99020-0011			FILE NAME PS992011.SAM	SHEET 13 of 11	
ES-40000-3996 REV. A SHEET 4 95/MAR/10 EC U5-0926 DCBRD03.SAM					