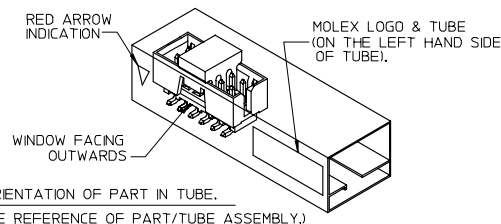
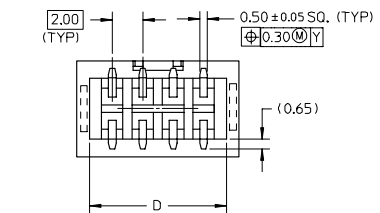
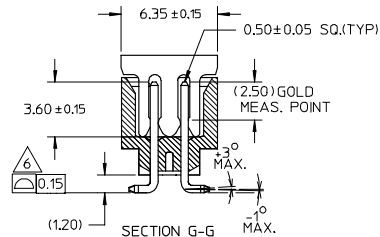
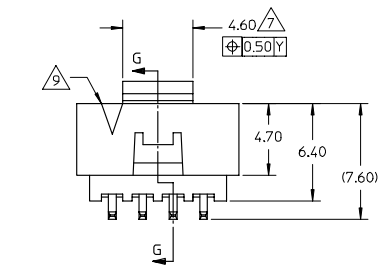
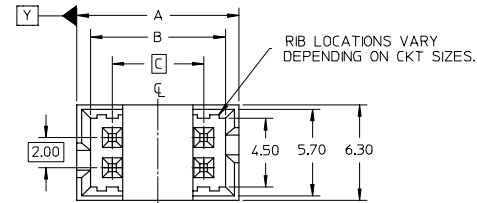
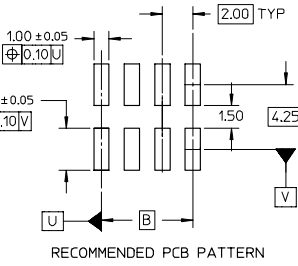


P/N WITHOUT CAP IN TUBE	P/N WITH CAP IN TUBE	P/N WITH CAP IN TAPE/REEL	CKT SIZE	DIMENSION			
				A	B	C	D
87832-0624	87832-0626	87832-0628	6	8.65	6.85	4.00	7.00
87832-0824	87832-0826	87832-0828	8	10.65	8.85	6.00	9.00
87832-1024	87832-1026	87832-1028	10	12.65	10.85	8.00	11.00
87832-1224	87832-1226	87832-1228	12	14.65	12.85	10.00	13.00

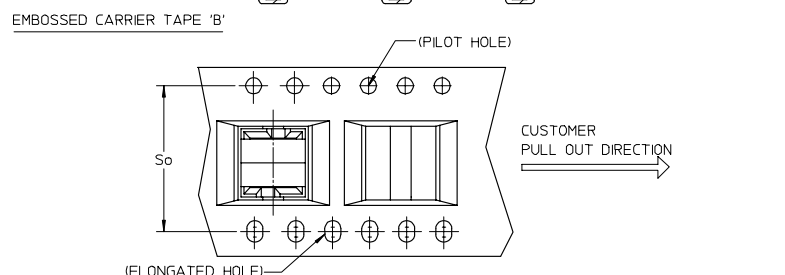
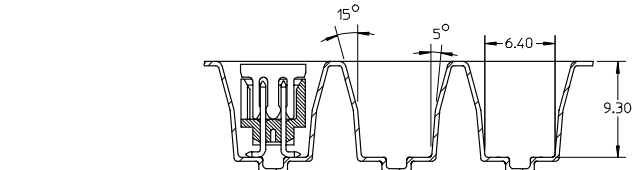
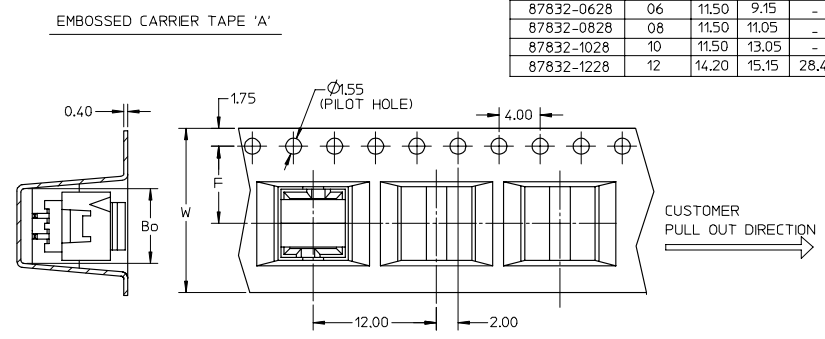
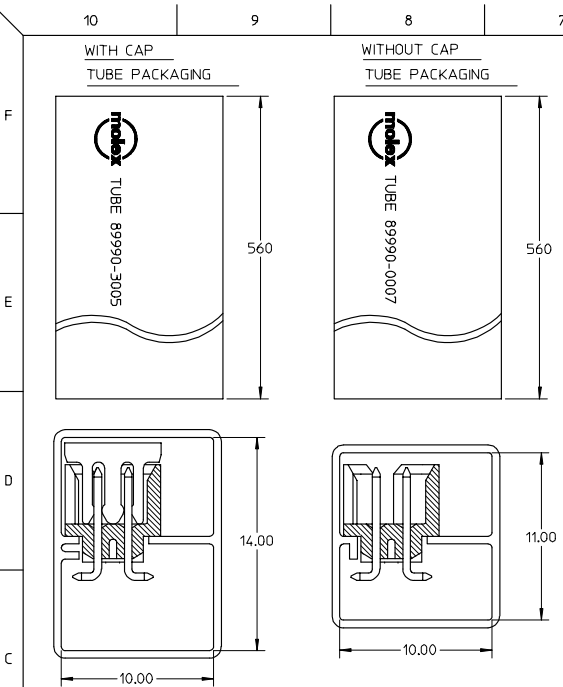


REF : ORIENTATION OF PART IN TUBE.
(FOR THE REFERENCE OF PART/TUBE ASSEMBLY.)



- NOTES:
- FOR ILLUSTRATION PURPOSES, 8 CIRCUIT SIZE WAFER IS SHOWN.
 - MATERIAL :
HOUSING & CAP : 30% G.F., NYLON 46, UL94V-0, COLOR BLACK,
PIN : 0.50MM SQ.PHOSPHOR BRONZE.
 - PLATING :
0.38um/15uin GOLD IN CONTACT AREA AND 1.88um/75uin MIN.TIN IN SOLDER TAIL AREA OVER 1.27um/50uin MN. NICKEL OVERALL.
 - PIN PUSHOUT FORCE : 0.91 KG MIN. IN EITHER DIRECTION.
 - PRODUCT SPECIFICATION PS-87831-027 APPLIES.
 - COPLANARITY IS TO BE MEASURED BY RESTING THE SOLDER TAIL ON A GAUGE SURFACE.
 - BEND DEPRESSION ON SMT TAIL IS ACCEPTABLE SO LONG AS IT DOES NOT AFFECT THE OVERALL COPLANARITY OF THE TAIL.
 - CAP TO BE POSITION IN THE CENTER OF HEADER FOR PICK AND PLACE.
 - CKT 4 & 6 HAS NO IDENTIFICATION TAG.
 - FOR 4 CKT OPTION, REFER TO 87832-0406.
 - THIS HEADER MATES WITH MOLEX:
 - CRIMP RECEPTACLE HOUSING, 51110 SERIES WITH CRIMP TERMINAL, 50394 SERIES.
 - 2MM MILLIGRID DUAL ROW IDT, 87568 SERIES.
 - PARTS SHALL BE PACKED WITH MOISTURE BARRIER BAG WITH DESICCANT GEL.

REVISED EC NO. S2008-0049 DRW:SKANG CHK:ATSEE APPR:HLONG 2007/10/31 2007/11/01	QUALITY SYMBOLS ▽=0 ▽=0	GENERAL TOLERANCES (UNLESS SPECIFIED)		DIMENSION STYLE MM ONLY		SCALE NTS	DESIGN UNITS METRIC	THIRD ANGLE PROJECTION			
		4 PLACES ± --- ± ---	3 PLACES ± --- ± ---	2 PLACES ± 0.2 ± ---	1 PLACE ± --- ± ---	ANGULAR ± 3 °	DRAWN BY KSEE	DATE 2004/03/11	TITLE MGRID, 2MM, SHROUDED HDR SMT, IN TUBE AND T&R		
		CHECKED BY PTLIM		DATE 2004/03/30		APPROVED BY SLOW		DATE 2004/04/01		MATERIAL NO. SD-87832-030	
		DRAWING CONTAINS INFORMATION THAT IS PROPRIETARY TO MOLEX INCORPORATED AND SHOULD NOT BE USED WITHOUT WRITTEN PERMISSION		SEE TABLE		DOCUMENT NO.		SHEET NO. 1 OF 2			



P/N WITH CAP IN T&R	CKT SIZE	F	Bo	So	W
87832-0628	06	11.50	9.15	-	24.00
87832-0828	08	11.50	11.05	-	24.00
87832-1028	10	11.50	13.05	-	24.00
87832-1228	12	14.20	15.15	28.40	32.00

- NOTES:
- LEADER AND TRAILER TAPE
 - PEELING OFF FORCE OF THE TOP TAPE: 20-80gf. (PEELING DIRECTION AS SHOWN IN FOLLOWING FIGURE)
 - PACKAGING STANDARD IS AS PER EIA-481.

REVISED EC NO. S2008-0049 2007/10/31 DRAWN:SKANG 2007/10/31 CHKD:ATSEE 2007/11/01 APPR:HLONG	QUALITY SYMBOLS ▽=0 ▽=0	GENERAL TOLERANCES (UNLESS SPECIFIED)	DIMENSION STYLE MM ONLY	SCALE NTS	DESIGN UNITS METRIC	THIRD ANGLE PROJECTION
		4 PLACES ± --- ± --- 3 PLACES ± --- ± --- 2 PLACES ± 0.2 ± --- 1 PLACE ± --- ± --- ANGULAR ± 3 °	DRAWN BY KSEE DATE 2004/03/11	TITLE MGRID, 2MM, SHROUDED HDR SMT, IN TUBE AND T&R	MOLEX INCORPORATED	
A5		DRAFT WHERE APPLICABLE MUST REMAIN WITHIN DIMENSIONS	SEE TABLE	MATERIAL NO. SCLW DATE 2004/04/01	DOCUMENT NO. SD-87832-030	SHEET NO. 2 OF 2