

JST

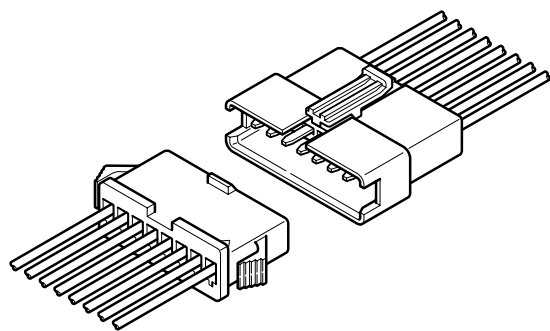
Crimp

2.5mm
(.098") pitch

SM CONNECTOR

Disconnectable Crimp style wire-to-wire connectors

The SM series are 2.5mm (.098") pitch, wire-to-wire connectors that perform reliably in high-density, small current applications.

**620 JST**

Features

- **High contact pressure**

With each insertion and withdrawal, the mating contacts wipe against each other to remove foreign matter. Moreover, the socket contacts tolerate a large variation in mating post thickness without a reduction in their normally high contact pressure. These factors insure an especially long service life. Moreover, the design of the housing and contacts allows the contacts to be easily inserted into the housing.

- **Highly reliable housing construction**

Since all the contacts are individually and totally surrounded by housing walls, the contacts are protected from deformation from outside sources of stress or from mismatching. The polarized housing shape prevents reverse connection.

- **Mountable on a variety of panels**

Due to our unique panel installation locking mechanisms, the housing can be easily installed on panels of various thicknesses without using tools.


- **Arm lock mechanism**

An arm lock mechanism securely holds the plug and the receptacle together when they are connected.

Specifications

- Current rating: 3A AC, DC max.
 - Voltage rating: 250V AC, DC max.
 - Temperature range: -25°C to +85°C
(including temperature rise in applying electrical current)
 - Contact resistance: Initial value/10m Ω max.
After environmental testing/20m Ω max.
 - Insulation resistance: 500M Ω min.
 - Withstanding voltage: 1,500V AC/minute
 - Applicable wire: AWG #28 to #22
0.08 to 0.33mm²
 - Applicable panel thickness: 0.5 to 2.0mm(.020" to .079")
- * Contact JST for details.

Standards

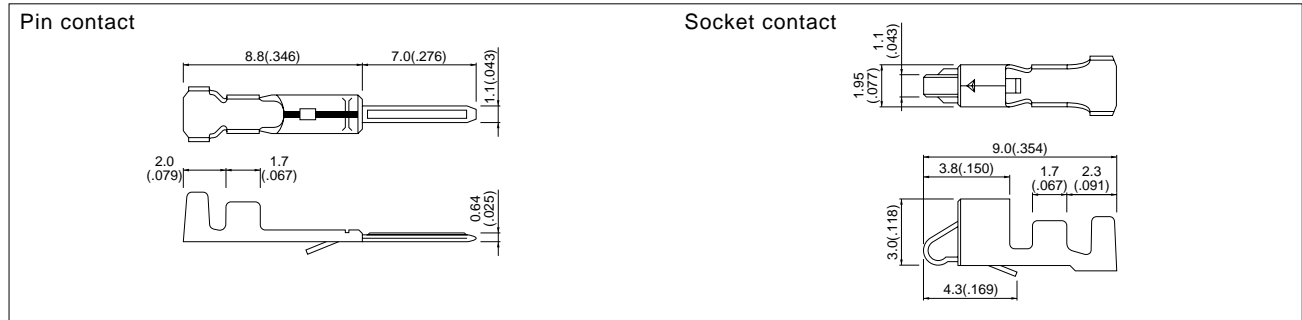
 Recognized E60389

 Certified LR20812

 R75050

SM CONNECTOR

Contact



Model No.		Applicable wire			Q'ty / reel
Pin contact	Socket contact	mm ²	AWG #	Insulation O.D. mm(in.)	
SYM-001T-P0.6	SHF-001T-0.8BS	0.08 to 0.33	28 to 22	1.2 to 1.8 (.047 to .071)	Pin contact: 8,500 Socket contact: 5,000

Material and Finish

Phosphor bronze, tin-plated

Note: Contact JST for special products.

Housing

Material: Nylon 6, UL94V-0

Circuits	Current rating	Receptacle housing(for pin contact)		Q'ty / bag	Plug housing(for socket contact)		Q'ty / bag
		Model No. / Color	Dimensions (mm/in.)		Model No. / Color	Dimensions (mm/in.)	
2	3.0A	SMR-02V-B, black SMR-02V-N, natural (white)		1,000		1,000	
							SMP-02V-BC, black SMP-02V-NC, natural (white)
3	3.0A	SMR-03V-B, black SMR-03V-N, natural (white)		1,000		1,000	
							SMP-03V-BC, black SMP-03V-NC, natural (white)
4	3.0A	SMR-04V-B, black SMR-04V-N, natural (white)		500		1,000	
							SMP-04V-BC, black SMP-04V-NC, natural (white)

SM CONNECTOR

Housing

Material: Nylon 6, UL94V-0

Circuits	Current rating	Receptacle housing(for pin contact)		Plug housing(for socket contact)		
5	3.0A	SMR-05V-B, black SMR-05V-N, natural (white)		Q'ty / bag	SMP-05V-BC, black SMP-05V-NC, natural (white)	Q'ty / bag
			500		1,000	
6	3.0A	SMR-06V-B, black SMR-06V-N, natural (white)		Q'ty / bag	SMP-06V-BC, black SMP-06V-NC, natural (white)	Q'ty / bag
			500		500	
7	3.0A	SMR-07V-B, black SMR-07V-N, natural (white)		Q'ty / bag	SMP-07V-BC, black SMP-07V-NC, natural (white)	Q'ty / bag
			500		500	
8	3.0A	SMR-08V-B, black SMR-08V-N, natural (white)		Q'ty / bag	SMP-08V-BC, black SMP-08V-NC, natural (white)	Q'ty / bag
			500		500	
9	3.0A	SMR-09V-B, black SMR-09V-N, natural (white)		Q'ty / bag	SMP-09V-BC, black SMP-09V-NC, natural (white)	Q'ty / bag
			500		500	

SM CONNECTOR

Housing

Material: Nylon 6, UL94V-0

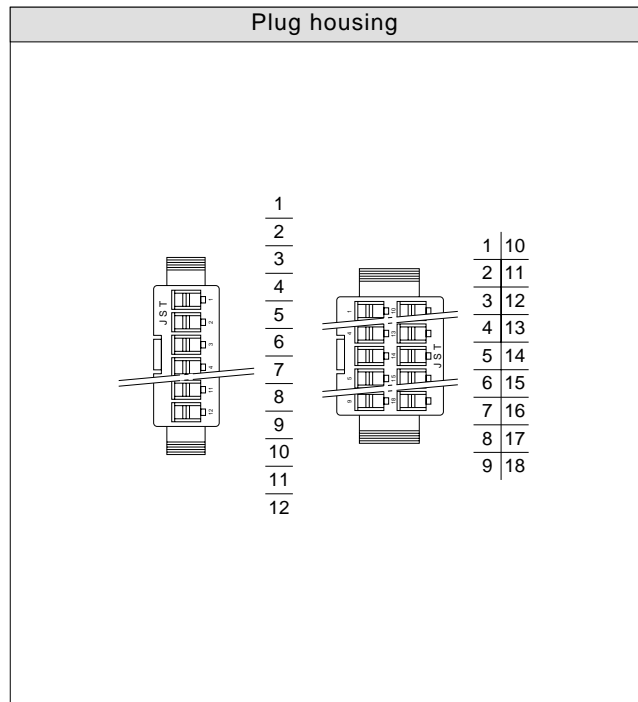
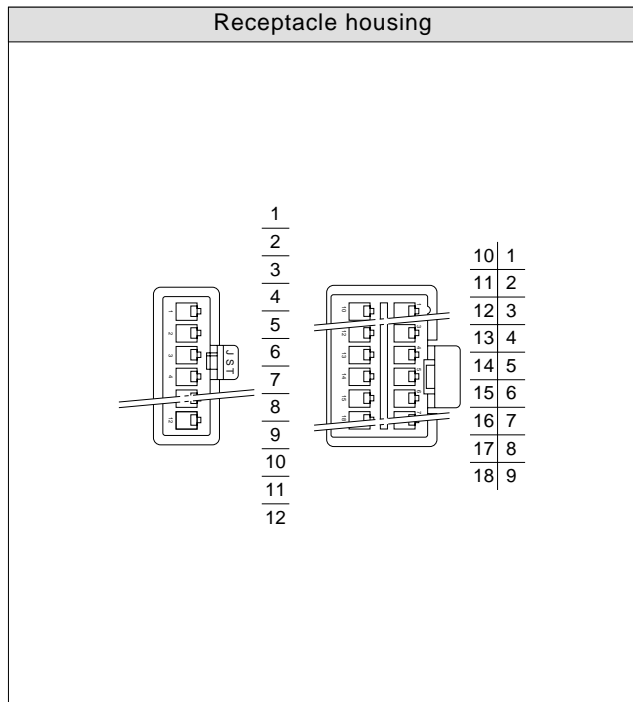
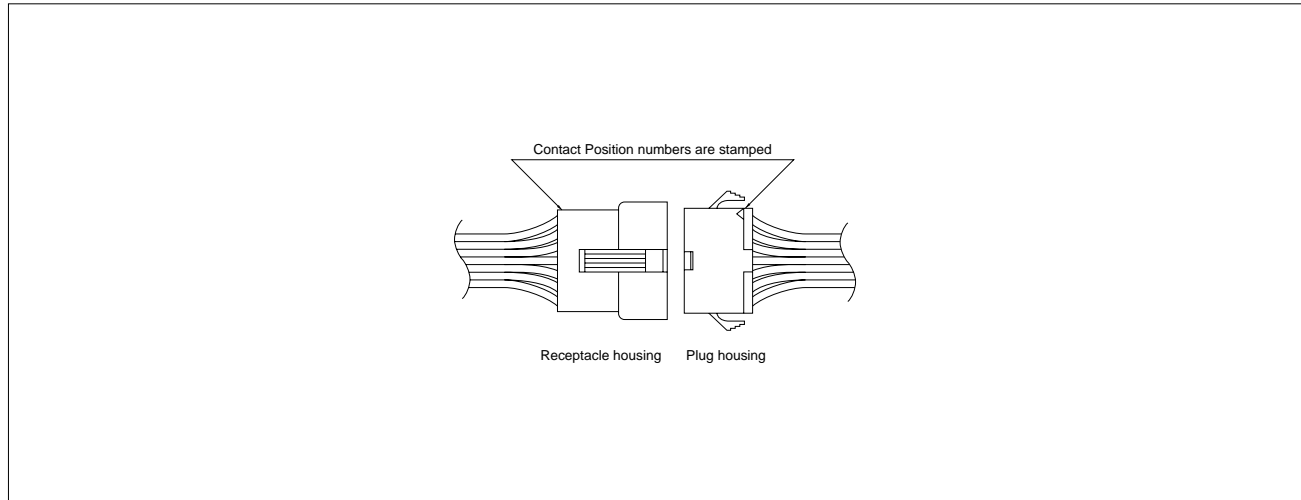
Circuits	Current rating	Receptacle housing(for pin contact)	Q'ty / bag	Plug housing(for socket contact)	Q'ty / bag
10	3.0A	SMR-10V-B, black SMR-10V-N, natural (white) 	200	SMP-10V-BC, black SMP-10V-NC, natural (white) 	500
11	3.0A	SMR-11V-B, black SMR-11V-N, natural (white) 	200	SMP-11V-BC, black SMP-11V-NC, natural (white) 	500
12	3.0A	SMR-12V-B, black SMR-12V-N, natural (white) 	200	SMP-12V-BC, black SMP-12V-NC, natural (white) 	500
18	2.0A	SMR-18V-B, black SMR-18V-N, natural (white) 	200	SMP-18V-BC, black SMP-18V-NC, natural (white) 	500

Note:

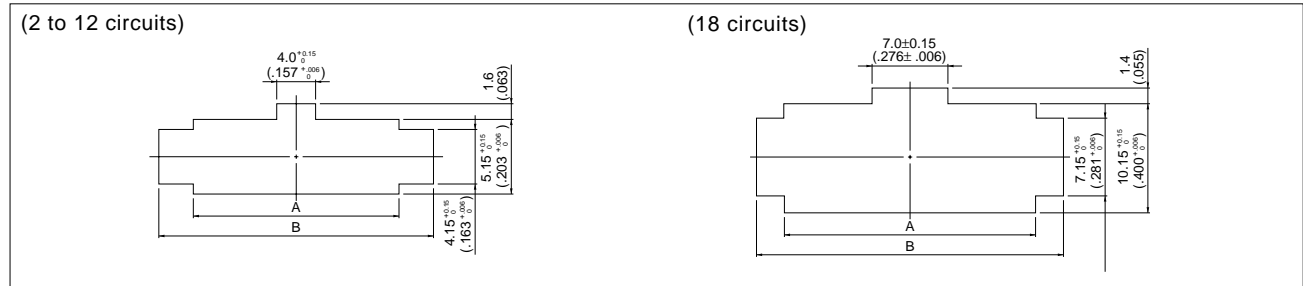
1. SM connectors with any number of circuits can be either panel mounted or free hanging.
2. Contact JST for special products.

SM CONNECTOR

Contact position location numbers



Panel layout

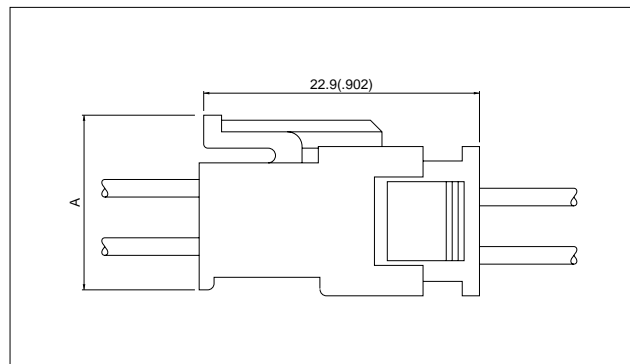


Circuits	Housing Model No.	Panel thickness mm(in.)					
		0.5 to 0.9(.020 to .035)		1.0 to 1.5(.039 to .059)		1.5 to 2.0(.059 to .079)	
		A ± 0.15 ($\pm .006$)	B ± 0.1 ($\pm .004$)	A ± 0.15 ($\pm .006$)	B ± 0.1 ($\pm .004$)	A ± 0.15 ($\pm .006$)	B ± 0.1 ($\pm .004$)
2	SMP-02V-B(N)C	5.7(.224)	9.6(.378)	5.7(.224)	9.8(.386)	5.7(.224)	10.0(.394)
3	SMP-03V-B(N)C	8.2(.323)	12.1(.476)	8.2(.323)	12.3(.484)	8.2(.323)	12.5(.492)
4	SMP-04V-B(N)C	10.7(.421)	14.6(.575)	10.7(.421)	14.8(.583)	10.7(.421)	15.0(.591)
5	SMP-05V-B(N)C	13.2(.520)	17.1(.673)	13.2(.520)	17.3(.681)	13.2(.520)	17.5(.689)
6	SMP-06V-B(N)C	15.7(.618)	19.6(.772)	15.7(.618)	19.8(.780)	15.7(.618)	20.0(.787)
7	SMP-07V-B(N)C	18.2(.717)	22.1(.870)	18.2(.717)	22.3(.878)	18.2(.717)	22.5(.886)
8	SMP-08V-B(N)C	20.7(.815)	24.6(.969)	20.7(.815)	24.8(.976)	20.7(.815)	25.0(.984)
9	SMP-09V-B(N)C	23.2(.913)	27.1(1.067)	23.2(.913)	27.3(1.075)	23.2(.913)	27.5(1.083)
10	SMP-10V-B(N)C	25.7(1.012)	29.6(1.165)	25.7(1.012)	29.8(1.173)	25.7(1.012)	30.0(1.181)
11	SMP-11V-B(N)C	28.2(1.110)	32.1(1.264)	28.2(1.110)	32.3(1.272)	28.2(1.110)	32.5(1.280)
12	SMP-12V-B(N)C	30.7(1.209)	34.6(1.362)	30.7(1.209)	34.8(1.370)	30.7(1.209)	35.0(1.378)
18	SMP-18V-B(N)C	23.2(.913)	27.2(1.071)	23.2(.913)	27.4(1.079)	23.2(.913)	27.6(1.087)

Note:

1. Punch holes in the panel according to the sketch and table shown above. Burrs must be removed.
2. The strength of the panel must be considered when punching two or more holes.
3. The connector must be inserted from the same side as the hole is punched.

Assembly layout



Circuits	Dimension A mm(in.)
2 to 12	8.7(.343)
18	14.5(.571)

Applicator for the semi-automatic press AP-K2N

Contact	Crimp applicator MKS-L		Compact crimp applicator MKS-LS		Strip-crimp applicator MKS-SC
	with safety cover	without safety cover	with safety cover	without safety cover	with safety cover
SHF-001T-0.8BS	APLMK SHF001-08S	APLNC SHF001-08S	APLMKLS SHF001-08S	APLLSNC SHF001-08S	APLSC SHF001-08S
SYM-001T-P0.6	APLMK SYM001-06	APLNC SYM001-06	APLMKLS SYM001-06	APLLSNC SYM001-06	APLSC SYM001-06