



PART NO.

34E068S-328 Series

REVISIONS

| ECN # | REV | DESCRIPTION | DRAWN | DATE | CHECKD | DATE | APPRVD | DATE |
|-------|-----|-------------|-------|----------|--------|----------|---------|----------|
| - | A | RELEASED | Kiran | 09/05/09 | Suresh | 09/05/09 | Farnell | 25/05/09 |

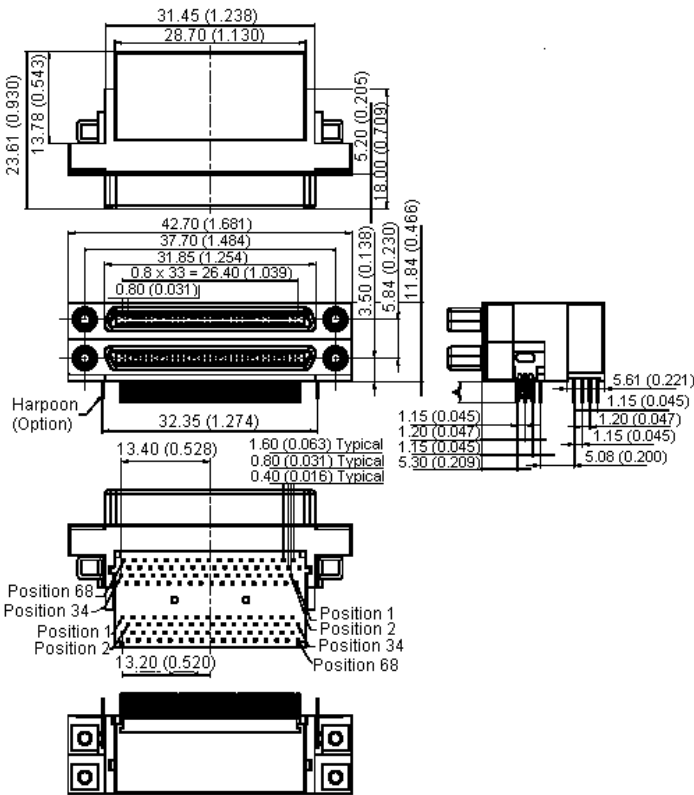


Specifications:

Rated current : 0.30A/contact.
 Minimum insulation resistance : 500MΩ.
 Dielectric withstanding voltage : 250V ac for 1 minute.
 Operating temperature : -25° to +85°C.

Material:

Housing : Thermoplastic.
 Cover : Thermoplastic.
 Contacts : Copper alloy, selective gold plated.
 Shell : SPCC, nickel plated.
 Harpoon : Copper alloy, tin over nickel.



Dimensions : Millimetres (Inches)

This data sheet and its contents (the "Information") belong to the Premier Farnell Group (the "Group") or are licensed to it. No licence is granted for the use of it other than for information purposes in connection with the products to which it relates. No licence of any intellectual property rights is granted. The Information is subject to change without notice and replaces all data sheets previously supplied. The Information supplied is believed to be accurate but the Group assumes no responsibility for its accuracy or completeness, any error in or omission from it or for any use made of it. Users of this data sheet should check for themselves the Information and the suitability of the products for their purpose and not make any assumptions based on information included or omitted. Liability for loss or damage resulting from any reliance on the Information or use of it (including liability resulting from negligence or where the Group was aware of the possibility of such loss or damage arising) is excluded. This will not operate to limit or restrict the Group's liability for death or personal injury resulting from its negligence. SPC MULTICOMP is the registered trademark of the Group. © Premier Farnell plc 2009.

TOLERANCES:

UNLESS OTHERWISE SPECIFIED, DIMENSIONS ARE FOR REFERENCE PURPOSES ONLY.

| | |
|--------------|----------|
| DRAWN BY: | DATE: |
| Kiran | 09/05/09 |
| CHECKED BY: | DATE: |
| Suresh | 09/05/09 |
| APPROVED BY: | DATE: |
| Farnell | 25/05/09 |

DRAWING TITLE:

Socket - VHDCI, Stacked, 2 x 68W

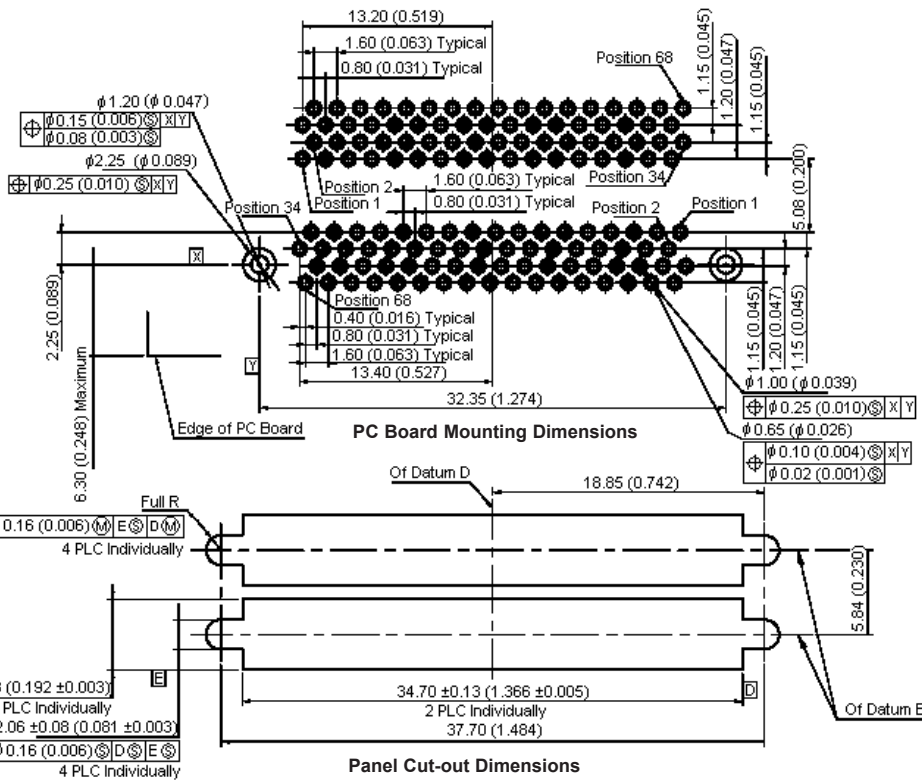
| | | | |
|------------|---------------------|-----------------|-----|
| SIZE | DWG NO. | ELECTRONIC FILE | REV |
| A | M10002210 | 1428255-TDS_DWG | A |
| SCALE: NTS | U.O.M.: mm (Inches) | SHEET: 1 OF 3 | |



PART NO.
34E068S-328 Series

REVISIONS

| ECN # | REV | DESCRIPTION | DRAWN | DATE | CHECKD | DATE | APPRVD | DATE |
|-------|-----|-------------|-------|----------|--------|----------|---------|----------|
| - | A | RELEASED | Kiran | 09/05/09 | Suresh | 09/05/09 | Farnell | 25/05/09 |



Dimensions : Millimetres (Inches)

This data sheet and its contents (the "Information") belong to the Premier Farnell Group (the "Group") or are licensed to it. No licence is granted for the use of it other than for information purposes in connection with the products to which it relates. No licence of any intellectual property rights is granted. The Information is subject to change without notice and replaces all data sheets previously supplied. The Information supplied is believed to be accurate but the Group assumes no responsibility for its accuracy or completeness, any error in or omission from it or for any use made of it. Users of this data sheet should check for themselves the Information and the suitability of the products for their purpose and not make any assumptions based on information included or omitted. Liability for loss or damage resulting from any reliance on the Information or use of it (including liability resulting from negligence or where the Group was aware of the possibility of such loss or damage arising) is excluded. This will not operate to limit or restrict the Group's liability for death or personal injury resulting from its negligence. SPC MULTICOMP is the registered trademark of the Group. © Premier Farnell plc 2009.

TOLERANCES:
UNLESS OTHERWISE SPECIFIED, DIMENSIONS ARE FOR REFERENCE PURPOSES ONLY.

| | |
|--------------------------------|--------------------------|
| DRAWN BY: Kiran | DATE: 09/05/09 |
| CHECKED BY: Suresh | DATE: 09/05/09 |
| APPROVED BY: Farnell | DATE: 25/05/09 |

DRAWING TITLE:

Socket - VHDCI, Stacked, 2 x 68W

| | | | |
|-------------------|-----------------------------|---|----------------------|
| SIZE A | DWG NO. M10002210 | ELECTRONIC FILE 1428255-TDS_DWG | REV A |
| SCALE: NTS | | U.O.M.: mm (Inches) | SHEET: 2 OF 3 |



PART NO.

34E068S-328 Series

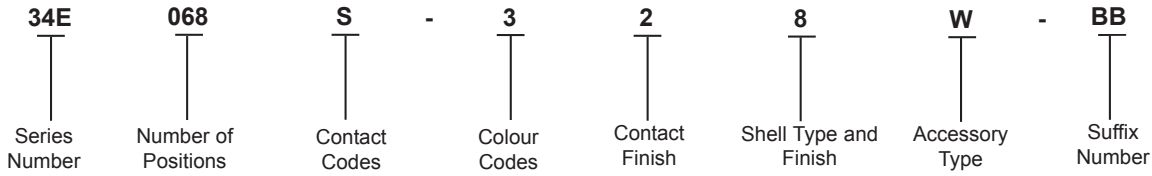
REVISIONS

| ECN # | REV | DESCRIPTION | DRAWN | DATE | CHECKD | DATE | APPRVD | DATE |
|-------|-----|-------------|-------|----------|--------|----------|---------|----------|
| - | A | RELEASED | Kiran | 09/05/09 | Suresh | 09/05/09 | Farnell | 25/05/09 |

Part Number Table

| Description | Part Number |
|---------------------------------|-----------------|
| Socket, VHDCI, Stacked, 2 x 68W | 34E068S-328H-AD |
| | 34E068S-328W-BB |

Part Number Explanation:



- Series Number** : 34E = Champ 0.80mm Stacked R/A P.C.B Type.
- Number of Positions** : 068 = 68 Positions.
- Contact Codes** : S = Socket.
- Colour Codes** : 3 = Black.
- Contact Finish** : 2 = Selective Gold 15µ Inches Over 50µ Inches Nickel.
- Shell Type and Finish** : 8 = Metal Shell Type and Nickel Plated.
- Accessory Type** : H = With Separated M2 x 0.4 Screws, W = Without Screws and Harpoons.
- Suffix Number** : AD = With Freeport LOGO, Solder Tail A = 3.20 (0.126), BB = Without Freeport LOGO, Solder Tail A = 2.28 (0.090).

<http://www.farnell.com>
<http://www.newark.com>
<http://www.cpc.co.uk>

This data sheet and its contents (the "Information") belong to the Premier Farnell Group (the "Group") or are licensed to it. No licence is granted for the use of it other than for information purposes in connection with the products to which it relates. No licence of any intellectual property rights is granted. The Information is subject to change without notice and replaces all data sheets previously supplied. The Information supplied is believed to be accurate but the Group assumes no responsibility for its accuracy or completeness, any error in or omission from it or for any use made of it. Users of this data sheet should check for themselves the Information and the suitability of the products for their purpose and not make any assumptions based on information included or omitted. Liability for loss or damage resulting from any reliance on the Information or use of it (including liability resulting from negligence or where the Group was aware of the possibility of such loss or damage arising) is excluded. This will not operate to limit or restrict the Group's liability for death or personal injury resulting from its negligence. SPC MULTICOMP is the registered trademark of the Group. © Premier Farnell plc 2009.

| | | | | | | | |
|--|-------------|------------|--|---------------------|-----------------|---------------|--|
| TOLERANCES: UNLESS OTHERWISE SPECIFIED, DIMENSIONS ARE FOR REFERENCE PURPOSES ONLY. | DRAWN BY: | DATE: | DRAWING TITLE: Socket - VHDCI, Stacked, 2 x 68W | | | | |
| | Kiran | 09/05/09 | | | | | |
| | CHECKED BY: | DATE: | SIZE | DWG NO. | ELECTRONIC FILE | REV | |
| | Suresh | 09/05/09 | A | M10002210 | 1428255-TDS_DWG | A | |
| APPROVED BY: | DATE: | SCALE: NTS | | U.O.M.: mm (Inches) | | SHEET: 3 OF 3 | |
| Farnell | 25/05/09 | | | | | | |