

# Customer Information Sheet

DRAWING No.: M80-706XXXX SHEET 2 OF 2 IF IN DOUBT - ASK © NOT TO SCALE THIRD ANGLE PROJECTION ALL DIMENSIONS IN mm

ORDER CODE:  
**M80-706XXXX**

TOTAL No. OF CONTACTS  
27, 36, 45, 51, 63

FINISH  
01 - TIN BODY, GOLD CLIP  
05 - GOLD BODY, GOLD CLIP

POTTING WALLS  
BLANK - POTTING WALLS  
A - REMOVE POTTING WALLS

- NOTES:
- FROM No. 1 POSITION, CONTACTS NUMBERED IN SEQUENCE FROM RIGHT TO LEFT AND FROM BOTTOM ROW TO TOP ROW (LOOKING ON BACK FACE).
  - SUITABLE FOR WIRE GAUGE 22 AWG (19/0.15mm), MAX INSULATION DIAMETER = 0.10mm. BS3G210 TYPE A WIRE RECOMMENDED.
  - CONTACTS SUPPLIED UN-ASSEMBLED.



SPECIFICATION:

MATERIALS:  
MOULDING - POLYAMIDE 46 UL94V-0  
CONTACTS - CLIP - BERYLLIUM COPPER, BODY - BRASS  
JACKSCREWS & CIRCLIPS - STAINLESS STEEL

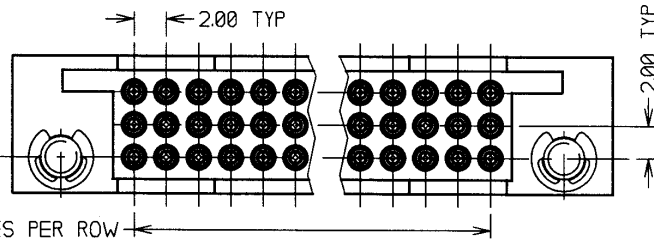
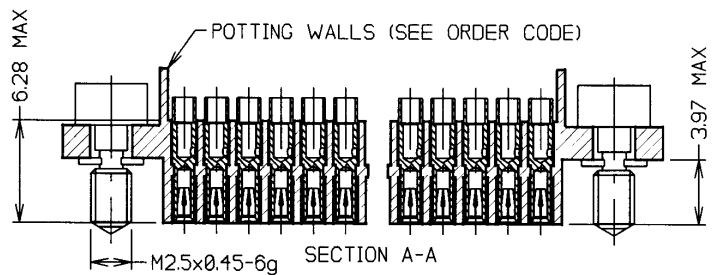
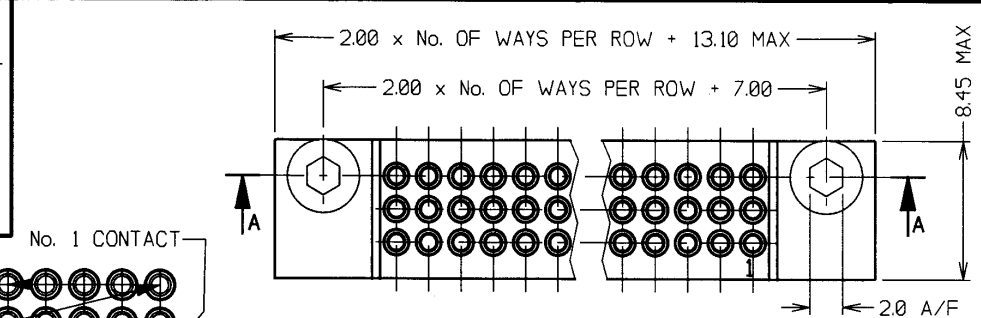
FINISH:  
CONTACTS - 01 - 3.5-5.0µ TIN BODY, 0.30µ GOLD CLIP  
05 - 0.25-0.30µ GOLD BODY, 0.30µ GOLD CLIP

ELECTRICAL:  
CURRENT RATING AT 25°C - 3.0A MAX.  
CURRENT RATING AT 85°C - 2.2A MAX.  
VOLTAGE PROOF - 360V AC/DC  
CONTACT RESISTANCE (INITIAL) - 20 MILLIOHMS MAX.  
CONTACT RESISTANCE (AFTER CONDITIONING) - 25 MILLIOHMS MAX.  
INSULATION RESISTANCE (INITIAL) - 1000 MEGOHMS MIN.  
INSULATION RESISTANCE (AFTER CONDITIONING) - 100 MEGOHMS MIN.

MECHANICAL:  
DURABILITY - 500 OPERATIONS  
INSERTION FORCE - 2.8N MAX, 1.0N MIN  
WITHDRAWAL FORCE - 1.8N MAX, 0.2N MIN

ENVIRONMENTAL:  
TEMPERATURE RANGE - -55°C TO +125°C

PACKING:  
TRAYS



JAE	5	10.07.01	5993
NAME	ISS.	DATE	C/NOTE
APPROVED: <i>[Signature]</i>			
CHECKED: <i>[Signature]</i>			
DRAWN: W. J. BOURNE			
CUSTOMER REF.:			
ASSEMBLY DRG.:			

FOR COMPLETE SPECIFICATION, SEE COMPONENT SPECIFICATION C017XX (LATEST ISSUE)



HARWIN INC U.S.A. TEL: (812) 285 0055 FAX: (812) 285 0056	HARWIN PLC U.K. TEL: 023 9237 0451 FAX: 023 9231 4590	HARWIN PTE SINGAPORE TEL: 65 7794909 FAX: 65 7793868
--	--	---

THIS DRAWING AND ANY INFORMATION OR DESCRIPTIVE MATTER SET OUT HEREON ARE CONFIDENTIAL AND COPYRIGHT PROPERTY OF THE HARWIN GROUP AND MUST NOT BE DISCLOSED, LOANED, COPIED OR USED FOR MANUFACTURING, TENDERING OR FOR ANY OTHER PURPOSE WITHOUT THEIR WRITTEN PERMISSION.

TOLERANCES  
X. - ±1mm  
X.X - ±0.25mm  
X.XX - ±0.10mm  
X.XXX - ±0.01mm  
ANGLES - ±5°  
UNLESS STATED

MATERIAL:  
SEE ABOVE

FINISH: SEE ABOVE

S/AREA: mm<sup>2</sup>

TITLE: 3-ROW 2mm PITCH FEMALE CRIMP SOCKET ASSY (LARGE BORE) + JACKSCREWS

DRAWING NUMBER: **M80-706XXXX**

SHT 2 OF 2