


FI-X SERIES CONNECTORS

1.00mm (.039") Contact Spacing, Connector for PCB-to-Cable



FEATURES

- Compatible with high-speed differential transmission and high-level impedance matching (90 to 100 ohms)
- Greatly improved ground condition which is directly related to EMI characteristics
- Bottom type structure provides 1.5mm (.059") connector height and 1mm (.039") height above the PCB
- 1mm (.039") contact pitch with impedance matching
- FPC provides stable grounding to the PCB
- Compatible with a variety of cables such as thin wire coaxial cables and flex circuitry
- Friction lock housing enables secure connections

.....

The FI-X Series connectors are designed for thin LCD interface applications, and are compatible with high-speed differential transmissions. They are ideal for use in compact notebook PCs, and other applications where size and weight are critical considerations.

GENERAL SPECIFICATIONS

Number of Contacts	14, 20, 30, D7 14 (specifically designed for differential transmission/ 7 pairs)
Contact Spacing	1.0mm (.039")
Applicable FPC	0.14mm ± 0.03mm (.005" ± .001")
Current Rating	AC/DC 1 Amp per contact
Dielectric Withstanding Voltage	500 VAC r.m.s. (for one minute)
Insulation Resistance	100 megohms min.
Contact Resistance	40 milliohms max.
Operating Temperature	-40°C to +80°C
Voltage Rating	AC/DC 200V

MATERIALS AND FINISHES

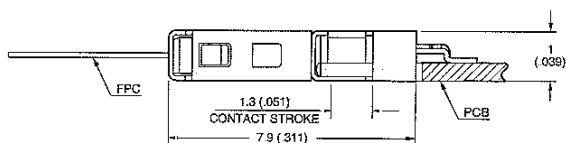
FI-XB**S-HF10 (Board Connector)

Ground Plate	Copper Alloy / Tin plating
Insulator	Glass filled 4-6 Nylon (UL94V-0, Beige)
Shell	Copper Alloy/Tin plating
Contact	Copper Alloy/Gold plating over Nickel Terminal Area: Tin'Lead over Nickel

FI-X**M (Cable Connector)

Ground Plate	Copper Alloy / Tin plating
Insulator	Glass filled 4-6 Nylon (UL94V-0, Beige)
Shell	Copper Alloy/Tin plating
Slider	Thermal Plasticity plating
Contact	Copper Alloy/Gold plating over Nickel Mating FPC Area: Tin'Lead over Nickel

Connector Profile (Ref.)



(Continued Next Page)

Dimensions in mm (inches)



FI-X SERIES CONNECTORS

1.00mm (.039") Contact Spacing, Connector for PCB-to-Cable

MATERIALS AND FINISHES, Cont.

FI-X**M(R) (Cable Connector, FPC Relay Type)

Ground Plate	Copper Alloy / Tin plating
Insulator	Glass filled 4-6 Nylon (UL94V-0, Beige)
Shell	Copper Alloy/Tin plating
Slider	Thermal Plasticity plating
Contact	Copper Alloy: Contact Portion: Gold plating over Nickel FPC Contact Portion: Tin-Lead plating over Nickel

FI-XB**S(R) -HF, FI-X**S-HF (Board Connector)

Insulator	Glass filled 4-6 Nylon (UL94V-0, Beige)
Shell	Copper Alloy/Tin plating
Contact	Copper Alloy: Contact Portion: Gold plating over Nickel Terminal Portion: Tin-Lead plating over Nickel

FI-XC3-1-15000 (Socket Contacts)

Contact	Copper Alloy: Contact Portion: Gold plating over Nickel Cable Crimping Portion: Tin plating
---------	---

FI-X**H (Cable, Crimp Housing)

Description	Materials/Finishes
Housing	Glass filled 4-6 Nylon
Shell	Copper Alloy/Tin plating (D7: Gold plating over Nickel on ground)

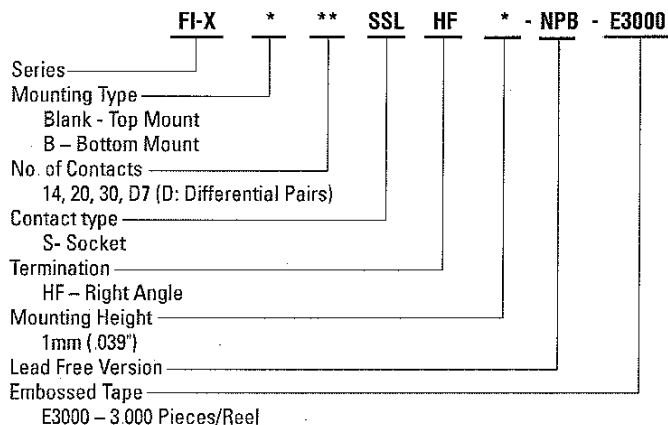
FI-X**C (Cable Connector)

Ground Plate	Copper Alloy / Tin plating
Insulator	Glass filled 4-6 Nylon
Slider	Thermal Plasticity plating
Contact	Copper Alloy: Contact Area: Gold (0.1µm min.) over Nickel Terminal Area: Tin-Lead over Nickel

TOOLING

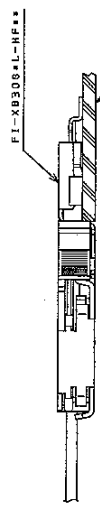

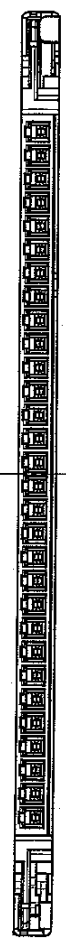
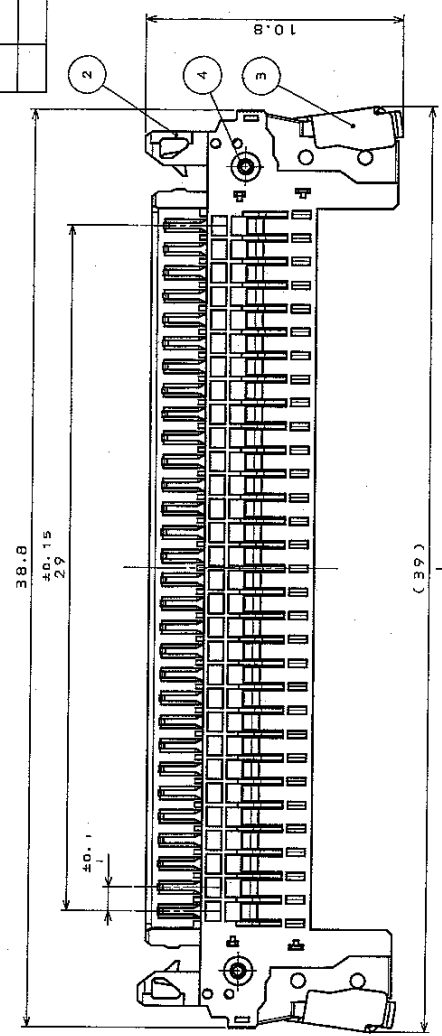
Description	Part Number
Hand Crimp Tool	CT150-4C-FIX
Press	CP215-4B
Applicator	350-FI-2B

ORDERING INFORMATION



2107E03 SJ037012
(CON. ENVIAR) 寄事圖

REV.	年月日	DON NO.	変更内容	製図	検査	承認	承認
2	5.MAY.2003	52052	AN ERROR IN WRITING CORRECTION	T.YAMAJI	K.HISAMATSU	A.KIMURA	<i>[Signature]</i>
DESCRIPTION							
AN ERROR IN WRITING CORRECTION							



MATED CONDITION (REF.)
配合状態図(参考)

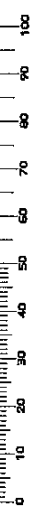
NOTE 1. Refer to instruction manual J AHL-1597-20.
注 1. 取扱説明書 J AHL-1597-20 を参照してください。

NOTE 2. APPLICABLE CONTACT
FI-X03-1-15000(SJ033911) or FI-X03-B-1-15000(SJ036918)
注 2. 適合コネクタは下記コネクタを使用して下さい。
FI-X03-1-15000(SJ033911)又は FI-X03-B-1-15000(SJ036918)

4	PIVOT	2	STAINLESS STEEL
3	LOCK LEVER	2	STAINLESS STEEL
2	INSULATOR	1	HEAT RESISTING PLASTIC
1	GROUND PLATE	1	COPPER ALLOY

符号	名称	種類	仕上
NO. (SPECIFICATION)	DESCRIPTION	QTY.	FINISH
JACS-1597-20	HEAT RESISTING PLASTIC	1	TIN PLATING
J AHL-1597-20	COPPER ALLOY	1	上

DR.	K.HISAMATSU
CHK.	A.KIMURA
APPD.	Y.ICHIMURA
APPROV.	
図面番号 (DRAWING NO.)	SJ037012
図面番号 (DRAWING NO.)	SJ037012



JAE CONNECTOR DIV. PROPRIETARY.
COPYRIGHT (C) 2002. JAPAN AVIATION ELECTRONICS INDUSTRY, LTD.

CDS-02-180-10245

00F-0-212D(98,02)