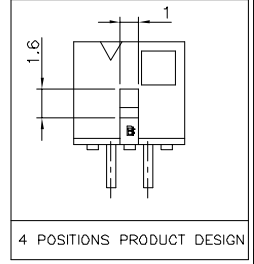
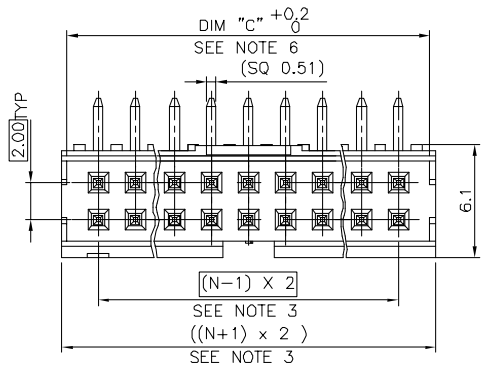


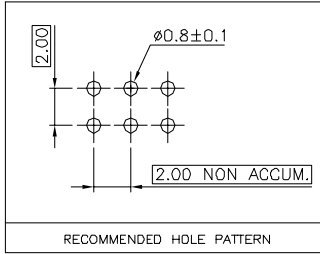
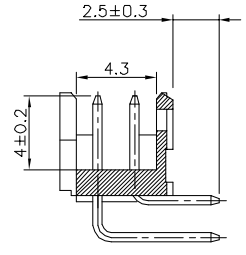
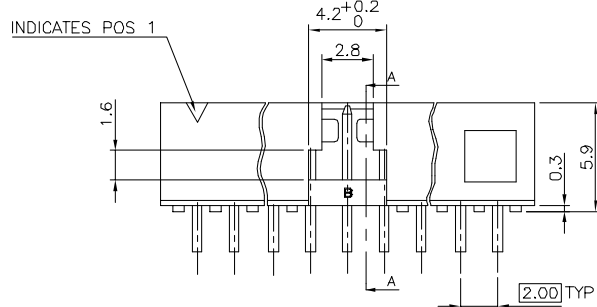
PRODUCT NUMBER
98464-X61-XXXLF

PLATING
S = 0.38µm GOLD/GXT ON CONTACT AREA
3.81µm TIN LEAD ON TAIL
G = 0.76µm GOLD/GXT ON CONTACT AREA
3.81µm TIN LEAD ON TAIL
F = GOLD FASH ON CONTACT AREA
3.81µm TIN LEAD ON TAIL

WHEN REQUIRED, ADD SUFFIX LETTER "LF" INDICATES THE PRODUCT IS RoHS COMPATIBLE, SEE NOTE B
PACKAGING OPTIONAL LETTER (SEE NOTE 5)
TOTAL NB OF POSITIONS, 04 TO 50



- NOTES:
- MATERIAL HOUSING: HIGH TEMP. THERMOPLASTIC UL 94V-0, COLOR CREAM
 - MATERIAL TERMINAL: COPPER ALLOY
 - TO DETERMINE DIMENSIONS:
N = NUMBER OF POSITIONS PER ROW
 - 7N MIN. PIN RETENTION IN EITHER DIRECTION.
 - PACKAGING:
= PLASTIC BOX
- = PLASTIC BOX WHEN POLARISATION FEATURE APPLICABLE
U = TUBE AVAILABLE FROM 06 TO 50 PDS
 - DIM "C" = (N x 2) + 1.4
EXAMPLE: N = 7
DIM "C" = (7 x 2) + 1.4 = 15.4 mm
 - RoHS COMPATIBLE PRODUCT SPECIFICATIONS
 - a - PLATING:
- "LF" MEANS THE PRODUCT IS LEAD-FREE, 2µm MINIMUM MATTE TIN OVER 1.27µm MINIMUM NICKEL UNDERPLATE.
 - b - MANUFACTURING PROCESS COMPATIBILITY
- THE HOUSING WILL WITHSTAND EXPOSURE TO 260°C ±5°C SOLDER BATH TEMPERATURE FOR 5 SECONDS IN A WAVE SOLDER APPLICATION WITH A 1.6mm MIN THICK CIRCUIT BOARD.
 - c - LABELLING:
- MEETS PACKAGING SPECS AS PER GS-14-920
- THIS PRODUCT MEETS EUROPEAN DIRECTIVES AND OTHER COUNTRY REGULATIONS AS DISCRIBED IN GS-22-008.



mat'l. code		surface		tolerance		projection		product family	
SEE NOTES		ISO 1382		ISO 406 ISO		1:1		MINITEK	
Ltr	ecn no	dr	date	tolerances unless otherwise specified		mm		title	
D	F20309	LMU	02.05.03	angles	X.X ±0.3	mm		SHR HEADER	
E	F04-0351	JCO	05.01.13	linear	X.XX ±0.13	scale 1:1		2.00 RIGHT ANGLE TMT	
F	F06-0211	LMU	06.07.05		X.XXX ±0.05	FCJ		dwg no	
G	F08-0113	LMU	08.01.17	dr	L.MULIN	04.09.27	sheet 1 of 1		size
H	F08-0150	JCO	08.03.28	engr	J.COMPAGNON	04.09.27	98464		A3
J	F08-0145	ELA	15.04.08	chr	appd	J.M.C	04.09.27	type	
sheet index		revision sheet						CUSTOMER Drawing	