Customer Information Sheet

DRAWING No.: M40-600XXXX	SHEET 2 OF 2	IF IN DOUBT - ASK	©	NOT TO SCALE	THIRD ANGLE PROJECTION	ALL DIMENSIONS IN mm

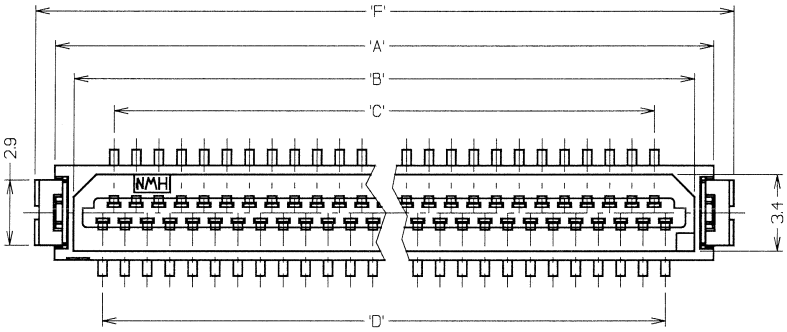

PART No.	No. OF CONTACTS	'A'	'B'	'C'	'D'	'E'	'F'	'G'	'H'	'J'
M40-60009XX	9	8.3	6.6	3.0	4.0	7.1	10.1	1.0	1.7	$1.84^{+0.10}_{-0.00}$
M40-60015XX	15	11.3	9.6	6.0	7.0	10.1	13.1	1.0	1.7	$1.84^{+0.10}_{-0.00}$
M40-60021XX	21	14.3	12.6	9.0	10.0	13.1	16.1	1.0	1.7	$1.84^{+0.10}_{-0.00}$
M40-60025XX	25	16.3	14.6	11.0	12.0	15.1	18.1	1.0	1.7	$1.84^{+0.10}_{-0.00}$
M40-60031XX	31	19.3	17.6	14.0	15.0	18.1	21.1	0.8	2.6	$3.0^{+0.00}_{-0.10}$
M40-60041XX	41	24.3	22.6	19.0	20.0	23.1	26.1	0.8	2.6	$3.0^{+0.00}_{-0.10}$
M40-60051XX	51	29.3	27.6	24.0	25.0	28.1	31.1	0.8	2.6	$3.0^{+0.00}_{-0.10}$

SPECIFICATIONS:
- MATERIAL:
  - MOULDING = PA UL94V-0 (NATURAL)
  - CONTACTS = PHOSPHOR BRONZE
  - RETAINER = BRASS
- FINISH:
  - CONTACTS = 1-2µ 100% REFLOW TIN
  - RETAINER = 2-6µ 100% MATTE TIN OVER 1.27µ MIN NICKEL
- ELECTRICAL:
  - CURRENT RATING = 0.5 AMPS
  - VOLTAGE RATING = 100V AC
  - DIELECTRIC STRENGTH = 250V AC FOR 1 MINUTE
  - INSULATION RESISTANCE = 500 MEGOHMS MIN (100V DC)
  - CONTACT RESISTANCE = 50 MILLIOHMS MAX (0.1A DC)
- MECHANICAL:
  - DURABILITY = 30 CYCLES
- ENVIRONMENTAL:
  - TEMPERATURE RANGE = -55°C TO +85°C
- PACKING:
  - TUBE

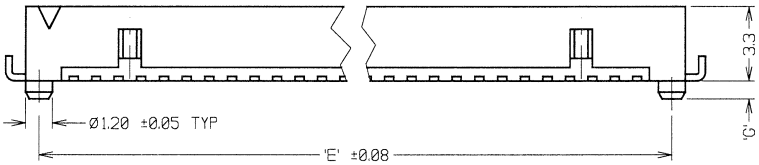

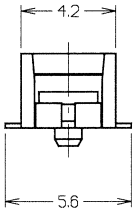

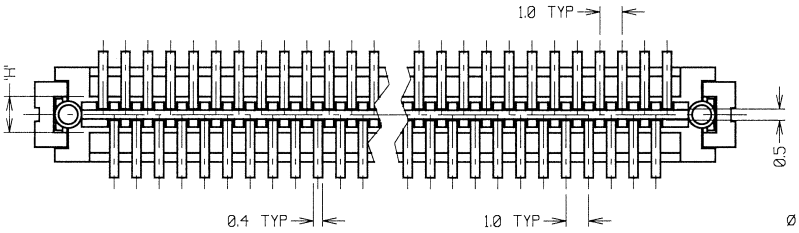

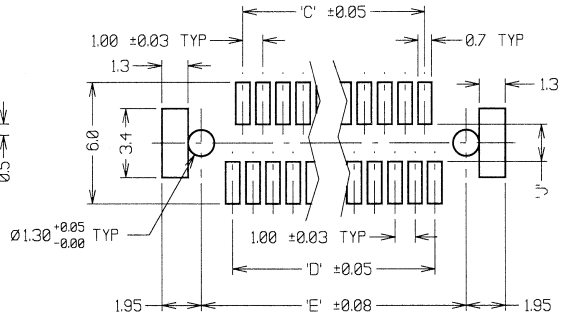

RECOMMENDED PAD LAYOUT

NAME	ISS.	DATE	C/NOTE
JMB	8	22.06.06	9282

APPROVED:
CHECKED:
DRAWN: W. J. BOURNE
CUSTOMER REF.:
ASSEMBLY DRG:

ORDER CODE:
M40-600XX46
- No. OF CONTACTS: 9, 15, 21, 25, 31, 41, 51
- FINISH: 46 = 100% TIN

NOTES.
1. MATES WITH M40-620XXXX TO GIVE 4.3mm BOARD-TO-BOARD HEIGHT.
2. ALL TOLERANCES ±0.30 UNLESS OTHERWISE STATED.

HARWIN

HARWIN USA	HARWIN Europe (UK)	HARWIN Asia
TEL: 603 893 5376	TEL: 023 9231 4545	TEL: +65 6 779 4909
FAX: 603 893 5396	FAX: 023 9231 4590	FAX: +65 6 779 3868
mis@harwin.com	mis@harwin.co.uk	mis@harwin.com.sg

THIS DRAWING AND ANY INFORMATION OR DESCRIPTIVE MATTER SET OUT HEREON ARE CONFIDENTIAL AND COPYRIGHT PROPERTY OF THE HARWIN GROUP AND MUST NOT BE DISCLOSED, LOANED, COPIED OR USED FOR MANUFACTURING, TENDERING OR FOR ANY OTHER PURPOSE WITHOUT THEIR WRITTEN PERMISSION.

TOLERANCES
X.X = ±1mm
X.XX = ±0.25mm
X.XXX = ±0.10mm
X.XXXX = ±0.01mm
ANGLES = ±5°
UNLESS STATED

MATERIAL: SEE ABOVE
FINISH: SEE ABOVE
S/AREA: mm²

TITLE: 1.00mm PITCH SMT PLUG CONNECTOR

DRAWING NUMBER: M40-600XXXX

SHT 2 OF 2

Downloaded from Elcodis.com electronic components distributor