



PART NO.

2011 - Series

REVISIONS

ECN #	REV	DESCRIPTION	DRAWN	DATE	CHECKD	DATE	APPRVD	DATE
-	A	RELEASED	Veena	17/11/08	Suresh	17/11/08	Farnell	01/12/08



Specifications:

Current rating	: 0.5A ac/dc.
Voltage rating	: 100V ac/dc.
Maximum contact resistance	: 40mΩ.
Minimum insulation resistance	: 100MΩ.
Withstanding voltage	: 500V rms for one minute.
Operating temperature range	: -40°C to +105°C.

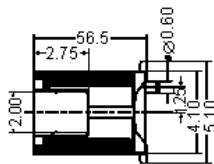
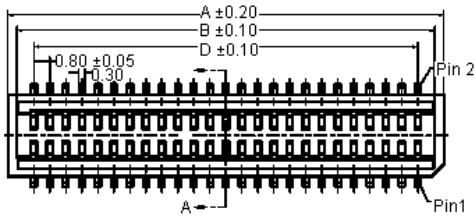
Materials:

Insulator	: High temperature plastic (nylon 46).
Colour	: White.
Contact	: Phosphor bronze.
Plated	: Gold.

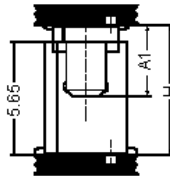
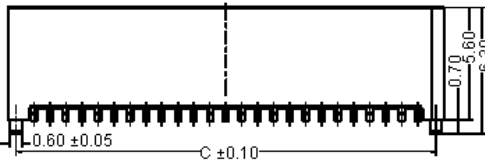
Mating Height Dimension

P/N (Plug)	Plug Height Dimension	Mating Height Dimension
	A1	H
2011 - XXG - 565	3.55	6.50
	4.05	7.00


Dimensions : Millimetres



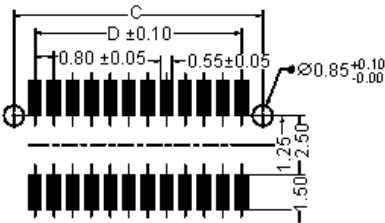
Section : A-A



Mating Draw (Reference)



PCB Layout



Dimensions : Millimetres

This data sheet and its contents (the "Information") belong to the Premier Farnell Group (the "Group") or are licensed to it. No licence is granted for the use of it other than for information purposes in connection with the products to which it relates. No licence of any intellectual property rights is granted. The Information is subject to change without notice and replaces all data sheets previously supplied. The Information supplied is believed to be accurate but the Group assumes no responsibility for its accuracy or completeness, any error in or omission from it or for any use made of it. Users of this data sheet should check for themselves the Information and the suitability of the products for their purpose and not make any assumptions based on information included or omitted. Liability for loss or damage resulting from any reliance on the Information or use of it (including liability resulting from negligence or where the Group was aware of the possibility of such loss or damage arising) is excluded. This will not operate to limit or restrict the Group's liability for death or personal injury resulting from its negligence. SPC MULTICOMP is the registered trademark of the Group. © Premier Farnell plc 2008.

TOLERANCES:  
UNLESS OTHERWISE SPECIFIED, DIMENSIONS ARE FOR REFERENCE PURPOSES ONLY.

DRAWN BY:	DATE:
Veena	17/11/08
CHECKED BY:	DATE:
Suresh	17/11/08
APPROVED BY:	DATE:
Farnell	01/12/08

DRAWING TITLE:

0.8mm Header - 5.65mm Profile Height

SIZE	DWG NO.	ELECTRONIC FILE	REV
A	M10001799	1661195-TDS_DWG	A
SCALE: NTS	U.O.M.: mm	SHEET: 1 OF 2	



PART NO.

2011 - Series

REVISIONS

ECN #	REV	DESCRIPTION	DRAWN	DATE	CHECKD	DATE	APPRVD	DATE
-	A	RELEASED	Veena	17/11/08	Suresh	17/11/08	Farnell	01/12/08

Dimensions

Number of Positions	A	B	C	D	Part Number
40	17.80	16.90	17.00	15.20	2011-40G-565
60	25.80	24.90	25.00	23.20	2011-60G-565
80	33.80	32.90	33.00	31.20	2011-80G-565
100	41.80	40.90	41.00	39.20	2011-100G-565

Dimensions : Millimetres

Part Number Explanation:



Height : 565 = 5.65mm.

<http://www.farnell.com>  
<http://www.newark.com>  
<http://www.cpc.co.uk>

This data sheet and its contents (the "Information") belong to the Premier Farnell Group (the "Group") or are licensed to it. No licence is granted for the use of it other than for information purposes in connection with the products to which it relates. No licence of any intellectual property rights is granted. The Information is subject to change without notice and replaces all data sheets previously supplied. The Information supplied is believed to be accurate but the Group assumes no responsibility for its accuracy or completeness, any error in or omission from it or for any use made of it. Users of this data sheet should check for themselves the Information and the suitability of the products for their purpose and not make any assumptions based on information included or omitted. Liability for loss or damage resulting from any reliance on the Information or use of it (including liability resulting from negligence or where the Group was aware of the possibility of such loss or damage arising) is excluded. This will not operate to limit or restrict the Group's liability for death or personal injury resulting from its negligence. SPC MULTICOMP is the registered trademark of the Group. © Premier Farnell plc 2008.

**TOLERANCES:  
UNLESS OTHERWISE  
SPECIFIED,  
DIMENSIONS ARE  
FOR REFERENCE  
PURPOSES ONLY.**

DRAWN BY: Veena	DATE: 17/11/08
CHECKED BY: Suresh	DATE: 17/11/08
APPROVED BY: Farnell	DATE: 01/12/08

DRAWING TITLE: 0.8mm Header - 5.65mm Profile Height			
SIZE A	DWG NO. M10001799	ELECTRONIC FILE 1661195-TDS_DWG	REV A
SCALE: NTS	U.O.M.: mm	SHEET: 2 OF 2	