

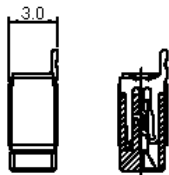
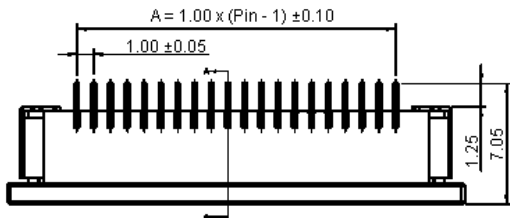


PART NO.

1223 - Series

REVISIONS

ECN #	REV	DESCRIPTION	DRAWN	DATE	CHECKD	DATE	APPRVD	DATE
-	A	RELEASED	Veena	18/11/08	Suresh	18/11/08	Farnell	02/12/08



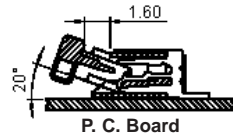
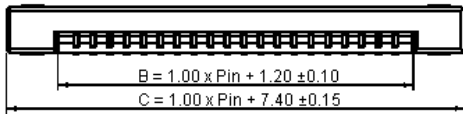
Section : A - A

Specifications:

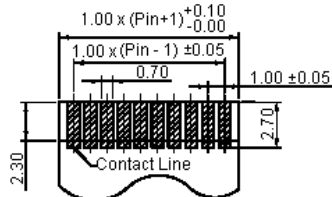
- Current rating : 1.0 amperes.
- Voltage rating : 100V ac/dc.
- Maximum contact resistance : 30mΩ.
- Minimum insulation resistance : 100MΩ.
- Withstanding voltage : 500V ac/minute.
- Operating temperature range : -25°C to +105°C.

Material:

- Insulator : High temperature plastic (nylon 6T).
- Contact : Phosphor bronze.
- Plating : Tin plated.



P. C. Board



Thickness : 0.3 ± 0.05mm  
FPC Dimension

Dimensions : Millimetres

This data sheet and its contents (the "Information") belong to the Premier Farnell Group (the "Group") or are licensed to it. No licence is granted for the use of it other than for information purposes in connection with the products to which it relates. No licence of any intellectual property rights is granted. The Information is subject to change without notice and replaces all data sheets previously supplied. The Information supplied is believed to be accurate but the Group assumes no responsibility for its accuracy or completeness, any error in or omission from it or for any use made of it. Users of this data sheet should check for themselves the Information and the suitability of the products for their purpose and not make any assumptions based on information included or omitted. Liability for loss or damage resulting from any reliance on the Information or use of it (including liability resulting from negligence or where the Group was aware of the possibility of such loss or damage arising) is excluded. This will not operate to limit or restrict the Group's liability for death or personal injury resulting from its negligence. SPC MULTICOMP is the registered trademark of the Group. © Premier Farnell plc 2008.

TOLERANCES:  
UNLESS OTHERWISE SPECIFIED, DIMENSIONS ARE FOR REFERENCE PURPOSES ONLY.

DRAWN BY:	DATE:
Veena	18/11/08
CHECKED BY:	DATE:
Suresh	18/11/08
APPROVED BY:	DATE:
Farnell	02/12/08

DRAWING TITLE:			
1.0mm FPC Connector - Bottom Contact			
SIZE	DWG NO.	ELECTRONIC FILE	REV
A	M10001815	1661251-TDS_DWG	A
SCALE: NTS		U.O.M.: mm	SHEET: 1 OF 2



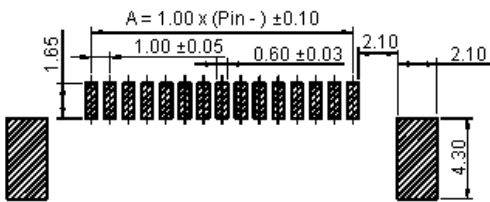
PART NO.

1223 - Series

REVISIONS

ECN #	REV	DESCRIPTION	DRAWN	DATE	CHECKED	DATE	APPRVD	DATE
-	A	RELEASED	Veena	18/11/08	Suresh	18/11/08	Farnell	02/12/08

PCB Layout



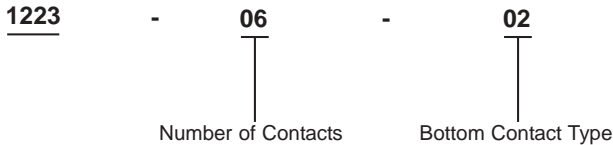
Dimensions : Millimetres

Dimensions

Number of Positions	A	B	C	Part Number
6	5.0	7.2	13.4	1223-06-02
8	7.0	9.2	15.4	1223-08-02
10	9.0	11.2	17.4	1223-10-02
14	13.0	15.2	21.4	1223-14-02
16	15.0	17.2	23.4	1223-16-02
20	19.0	21.2	27.4	1223-20-02
26	25.0	27.2	33.4	1223-26-02

Dimensions : Millimetres

Part Number Explanation:



<http://www.farnell.com>  
<http://www.newark.com>  
<http://www.cpc.co.uk>

This data sheet and its contents (the "Information") belong to the Premier Farnell Group (the "Group") or are licensed to it. No licence is granted for the use of it other than for information purposes in connection with the products to which it relates. No licence of any intellectual property rights is granted. The Information is subject to change without notice and replaces all data sheets previously supplied. The Information supplied is believed to be accurate but the Group assumes no responsibility for its accuracy or completeness, any error in or omission from it or for any use made of it. Users of this data sheet should check for themselves the Information and the suitability of the products for their purpose and not make any assumptions based on information included or omitted. Liability for loss or damage resulting from any reliance on the Information or use of it (including liability resulting from negligence or where the Group was aware of the possibility of such loss or damage arising) is excluded. This will not operate to limit or restrict the Group's liability for death or personal injury resulting from its negligence. SPC MULTICOMP is the registered trademark of the Group. © Premier Farnell plc 2008.

TOLERANCES:

UNLESS OTHERWISE SPECIFIED, DIMENSIONS ARE FOR REFERENCE PURPOSES ONLY.

DRAWN BY:	DATE:
Veena	18/11/08
CHECKED BY:	DATE:
Suresh	18/11/08
APPROVED BY:	DATE:
Farnell	02/12/08

DRAWING TITLE:

1.0mm FPC Connector - Bottom Contact

SIZE A	DWG NO. M10001815	ELECTRONIC FILE 1661251-TDS_DWG	REV A
SCALE: NTS		U.O.M.: mm	SHEET: 2 OF 2