



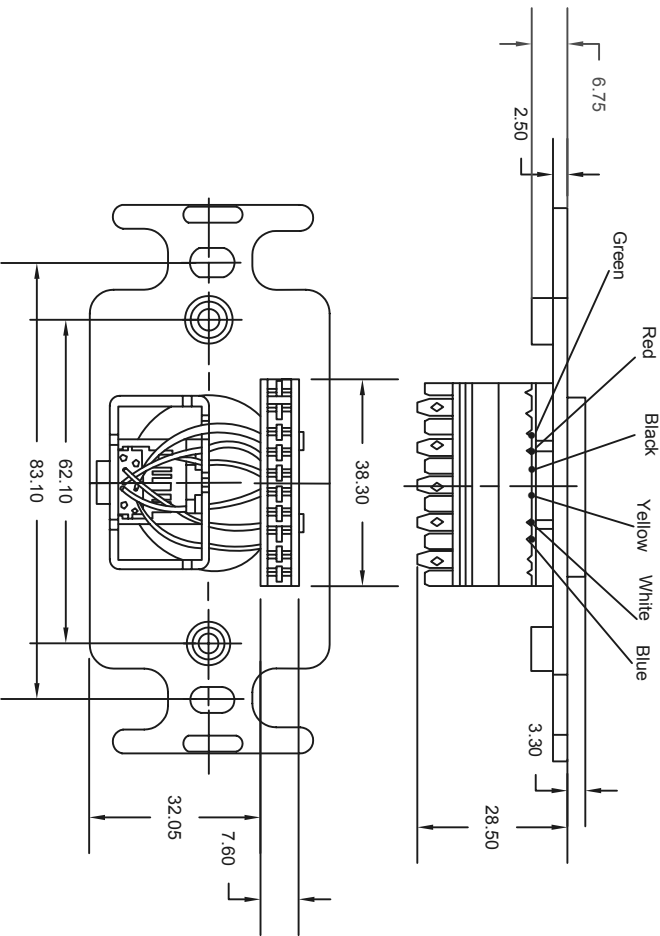
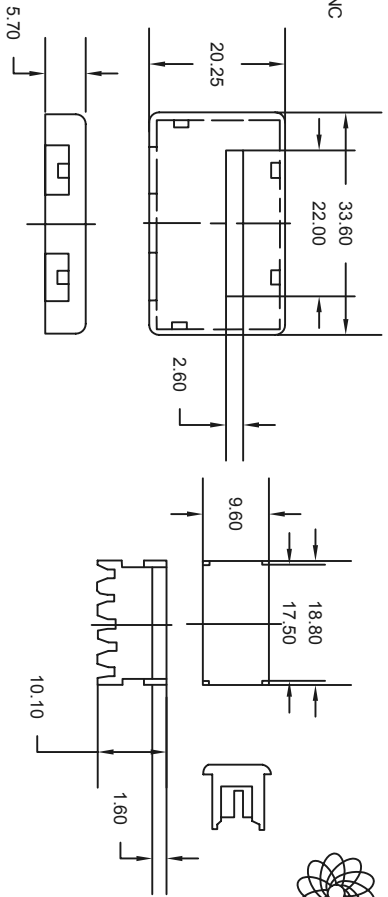
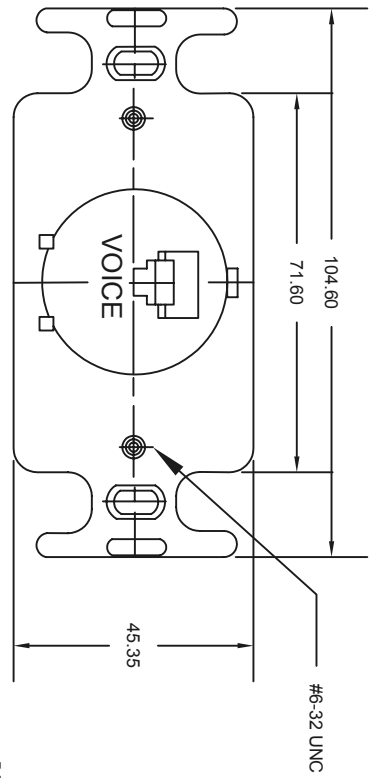
SPC  
TECHNOLOGY

ALL RIGHTS RESERVED. NO PORTION OF THIS PUBLICATION, WHETHER IN WHOLE OR IN PART CAN BE REPRODUCED WITHOUT THE EXPRESS WRITTEN CONSENT OF SPC TECHNOLOGY.  
SPC-F005.DWG

REVISIONS

DCP #	REV	DESCRIPTION	DRAWN	DATE	CHECKD	DATE	APPRVD	DATE
			SHA	11-08-10	JAG	14-08-10	XXX	25-08-10

DOC. NO. SPC-F005 \* Effective: 7/8/02 \* DCP No: 1398



Material:

1. Plastic Body and Cap: ABS, Ivory/Color
2. 110 IDC Connector: ABS Body with Nickel-Plated Brass Contact
3. Electric Wire: 26AWG Stranded Copper with PVC Jacket
4. Contact: Brass, Gold-Plated
5. Screws: Steel, Nickel-Plated

Dimensions : Inches (mm)

Part Number Table

Description	Part Number
Single Wall Jack	MC34359

TOLERANCES:

UNLESS OTHERWISE SPECIFIED, DIMENSIONS ARE FOR REFERENCE PURPOSES ONLY.

DRAWN BY: SHA

DATE: 11-08-10

DRAWING TITLE: Single Wall Jack

SIZE: XXX

DWG. NO. XXX

ELECTRONIC FILE

CHECKED BY: JAG

DATE: 14-08-10

SCALE: NTS

U.O.M.: INCHES [mm]

SHEET: 1 OF 1

APPROVED BY: XXX

DATE: 25-08-10

SCALE: NTS

U.O.M.: INCHES [mm]

SHEET: 1 OF 1

DISCLAIMER:  
ALL STATEMENTS AND TECHNICAL INFORMATION CONTAINED HEREIN ARE BASED UPON INFORMATION AND/OR TESTS WE BELIEVE TO BE ACCURATE AND RELIABLE. SINCE CONDITIONS OF USE ARE BEYOND OUR CONTROL, THE USER SHALL DETERMINE THE SUITABILITY OF THE PRODUCT FOR THE INTENDED USE AND ASSUME ALL RISK AND LIABILITY WHATSOEVER IN CONNECTION THEREWITH.