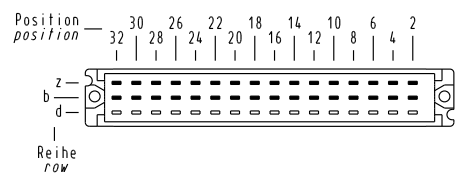


Alle Rechte vorbehalten. All rights reserved.

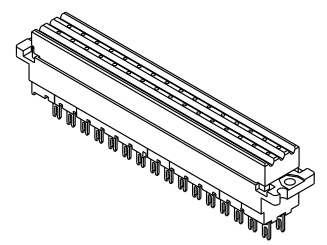
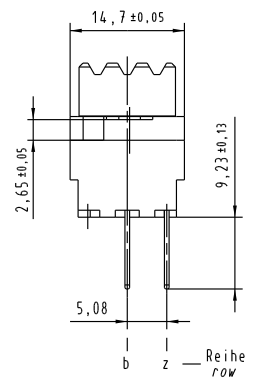
**X**  
Kontaktanordnung  
contact arrangement



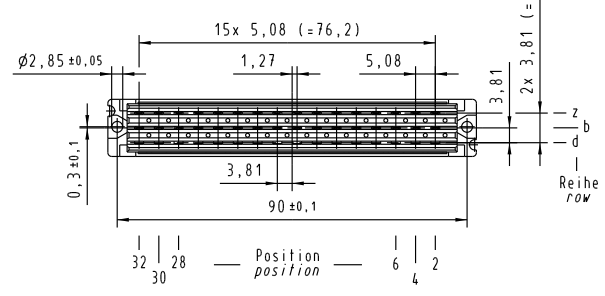
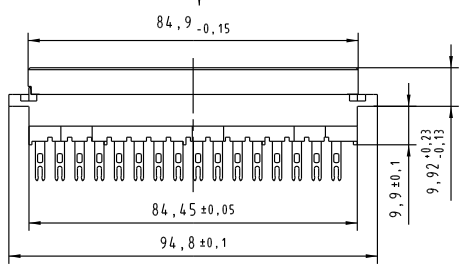
32 Lötösen - Kontakte  
32 solder eye - contacts

- = Kontaktposition belegt  
= positions with contacts
- = Kontaktposition nicht belegt  
= positions without contacts

**Z**  
2:1



**X**



09 06 232 2823	3	Au über/over Ni
09 06 232 6823	2	Au über/over Ni
09 06 232 2823	1	Au über/over Ni
Bestell-Nr. part-no.	Anforderungsstufe nach IEC performance level acc. to IEC	Kontaktoberfläche contact plating

All Dimensions in mm Original Size DIN A 3	Techn. Character. IEC 60603-2		Nicht tolerierte Maß/Free size tolerances IEC 60603-2	
	Defail. 07.11.05 Lch. Insp. 07.11.05 kfoe Stand.	Name HARTING Electronics GmbH & Co. KG D-32339 ESPELKAMP	Maßstab/Scale 1:1 2:1	<b>Bauform / type F</b> Federleiste Lötöse Typ B 32 pol. female connector solder eye type B 32 pol.
33164 Mod.	Dat.	Name		<b>TB 09 06 232 x823</b> Blatt/page Sub. 7 Mod. v.